

USER NAME SIMMONS FOODS, INC. (SILOAM SPRINGS)



PARTS MANUAL

MODEL NAME CCW-RV-214W-1S/70-WP

ORDER No. 2021025701/950754

PROJECT No. 2099315-02

ISHIDA CO., LTD.





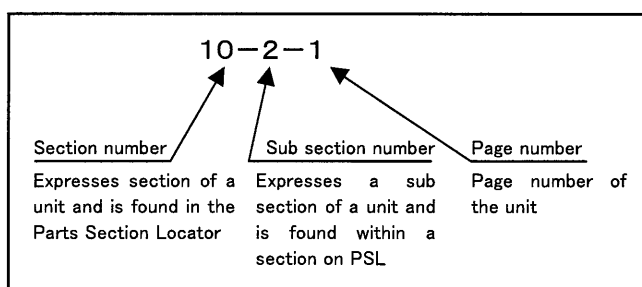
HOW TO USE THIS PARTS MANUAL

□ OVERVIEW

This parts manual contains a list of replacement parts for a standard equipped machine. Please refer to this manual when ordering or replacing parts.

□ HOW TO REFER TO THIS MANUAL

- The machine is divided into sections.
- The Parts Section Locator, found on the first page, contains an illustration showing the location of main components (units). Refer to the illustration to locate the corresponding section for the desired unit. Some units may contain sub sections. Sub sections are listed within a section heading on the Parts Section Locator.
- The Table of Contents, found on the second page, contains the section/page number, unit name, part code, and drawing number for each unit. For a detailed list of parts and parts code used within each unit, refer to the corresponding unit section.
- Page references are constructed as follows: section number, sub section number (if any), and page number.
- A disassembly illustration is found on the left-hand side page of each parts list.



□ ORDERING A PART

When ordering a part, be sure to specify the

part by referring to this manual and advising Ishida of the following information:

- Parts manual number (indicated on the upper side of the Table of Contents)
- Job number of the machine (found on the plate fitted to the main body)
- Company name
- Contact information
- Part code of the required item
- Part name
- Quantity

When you need to order a whole unit, please specify the part code with the marking ● on the itemized list.

REMARK

- The items listed on this manual are original equipment specifications and may be slightly different from the items actually equipped to your Ishida machine now in operation. For this reason, always be sure to indicate job number (indicated on the cover sheet of this manual) when ordering parts.



CCW-RV

PARTS SECTION LOCATOR

SECTION

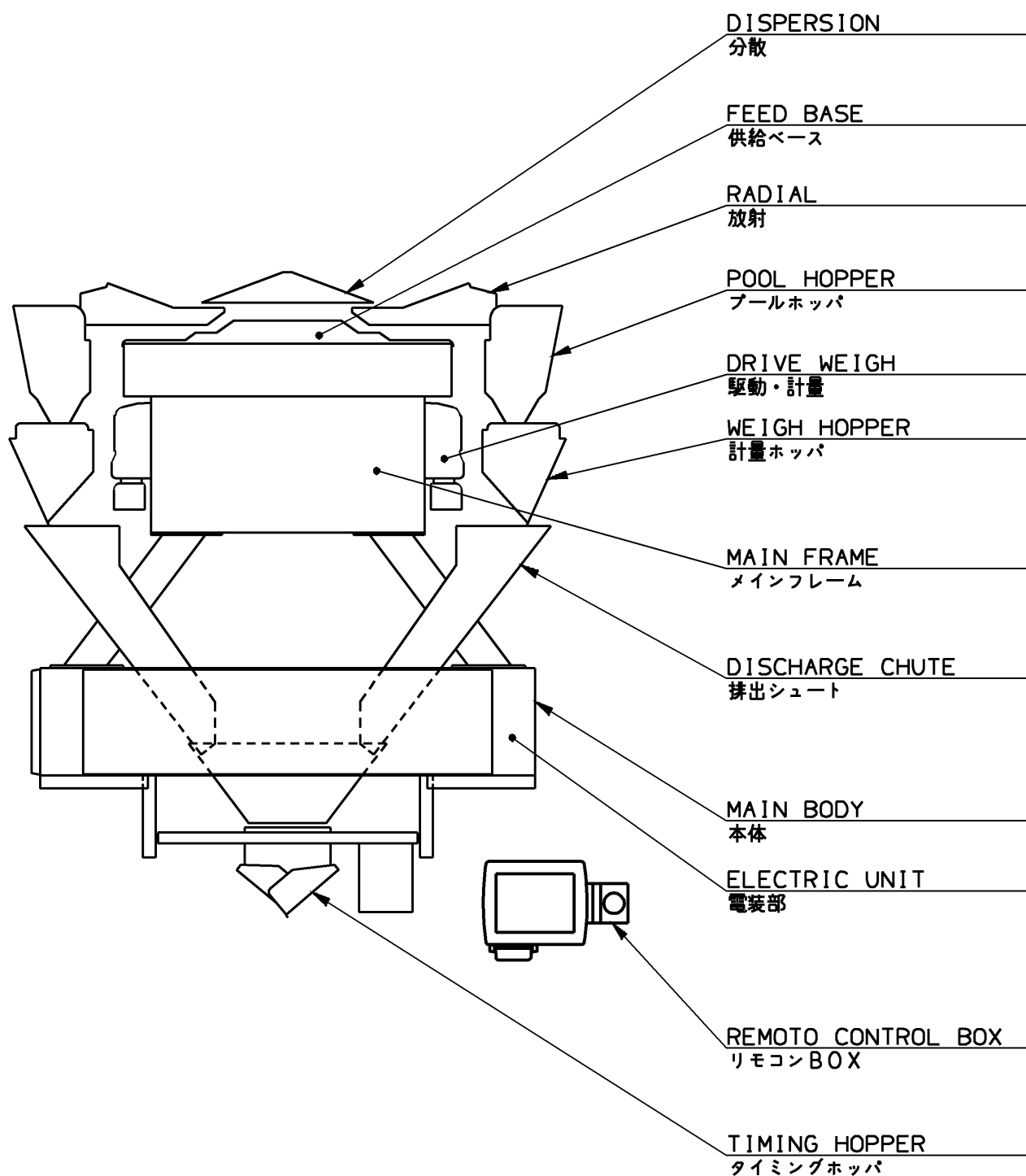


TABLE OF CONTENTS

MODEL NAME CCW-RV-214W-1S/70-WP
 PROJECT No. 2099315-02

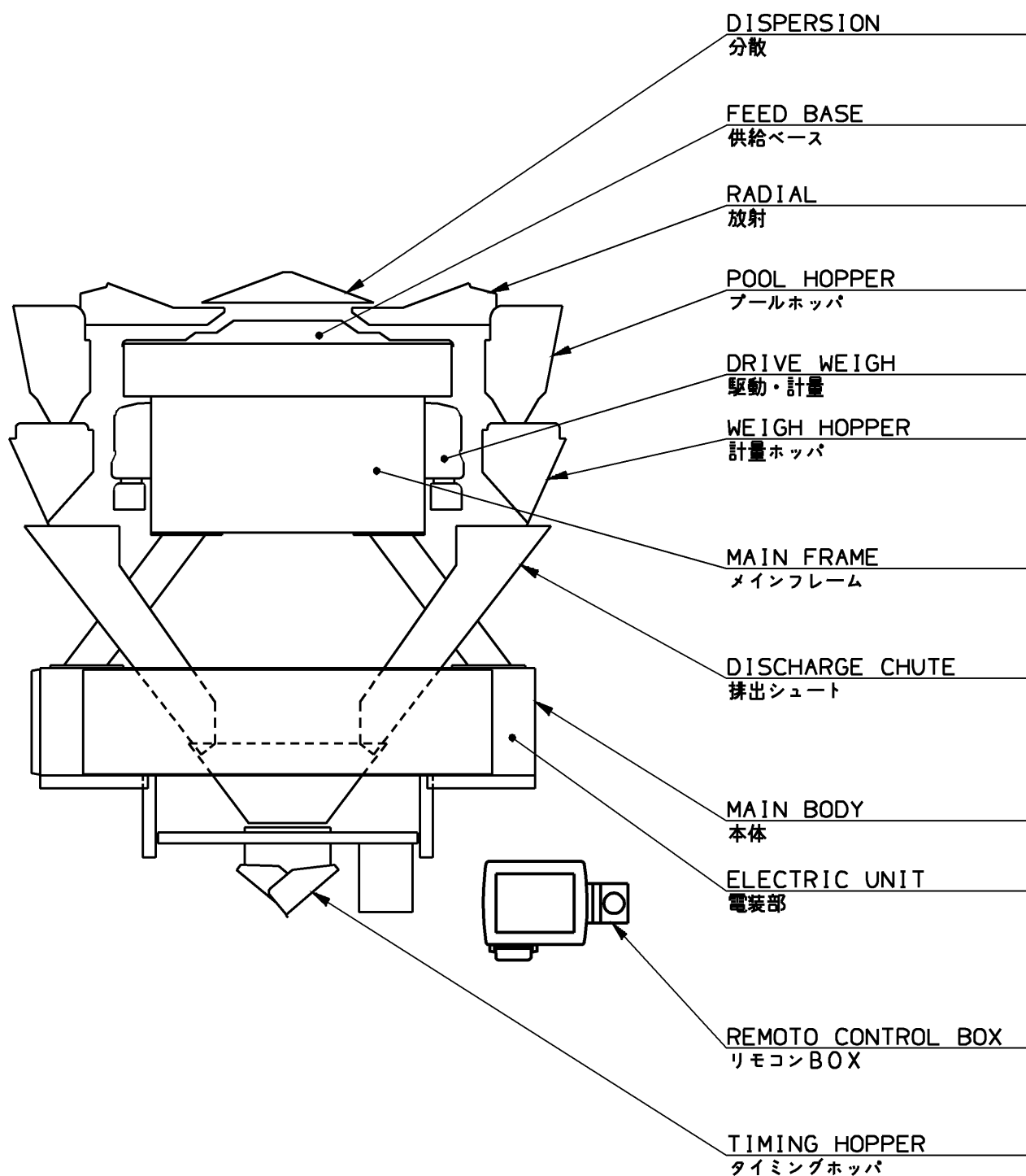
SECT- PAGE	UNIT NAME	PART CODE	DRAW No.
10- 1	MAIN BODY UNIT::	000-146-9410-12	4D-44864
10- 2	PLATE UNIT:MAIN BODY:	000-055-2083-09	4D-09794
10- 3	ACCESSORY:MAIN BODY:	000-054-9553-01	4D-09133
10- 4	AIR PURGE UNIT::	000-110-5025-04	4D-33014
20- 1	DRIVE WEIGH UNIT::	000-147-7149-10	4D-45866
22- 1	DRIVE WEIGH UNIT:LEVER:	000-147-7853-07	4D-45867
30- 1	FRAME UNIT:MAIN:	000-143-6914-08	4D-14665
30- 2	AFV UNIT::	000-061-8531-59	4D-47090
31- 1	ELECTRICAL UNIT:MAIN:	000-144-8140-26	4D-45139
40- 1	COVER UNIT:FEEDER:	000-144-8245-04	4D-44867
40- 2	BASE UNIT:FEED:	100-022-3378-01	4D-58130
40- 3	HARNES SET:C5:FD EXTENSION	000-145-4080-00	4D-66623
41- 1	FEEDER UNIT:DISPERSION:	000-145-7130-13	4D-19703
41- 2	TABLE UNIT:DISPERSION:	000-148-1664-05	4D-45981
42- 1	FEEDER UNIT:RADIAL:	000-144-8239-15	4D-44870
42- 2	TROUGH UNIT:RADIAL:	000-144-8382-01	4D-14867
43- 1	CHUTE UNIT:INLET:ROUND	100-003-7032-00	4D-48811
43- 2	GATE UNIT:RING:SET	000-116-2238-13	4D-48612
45- 1	DF CAMERA UNIT::	000-144-8112-14	4D-67393
45- 2	CAMERA UNIT:DISPERSION:	000-147-7856-08	4D-45869
50- 1	HOPPER UNIT:PH:	000-149-3672-00	4D-46727
51- 1	HOPPER UNIT:WH:	000-149-3283-04	4D-46728
60- 1	CHUTE UNIT:DISCHARGE:	000-149-6283-15	4D-46828
70- 1	REMOTE CONTROL BOX UNIT::	000-147-3921-02	4D-45152
70- 2	REMOTE CONTROL BOX AS::	000-145-4200-26	4D-44372
70- 3	PRINTER BOX AS::	000-145-4207-17	4D-31474
70- 4	OPTION UNIT:RCU:DF CAMERA	000-145-4237-07	4D-45156
71- 1	COVER UNIT:REMOTE CONTROL:	000-107-4601-09	4D-32300
71- 2	SWITCH UNIT:EMERGENCY:	000-147-6179-07	4D-35511
80- 1	RELAY UNIT::	000-135-1905-01	4D-13927
80- 2	RELAY UNIT:SUB:OPTION	000-135-1906-05	4D-31928
80- 3	RELAY UNIT:SUB:OPTION	000-149-1536-09	4D-34385
81- 1	PS-0 UNIT::	000-144-8145-06	4D-60959
83- 1	ELECTRIC UNIT::	000-144-8126-04	4D-32537
84- 1	CAL UNIT::	000-144-8144-04	4D-45141



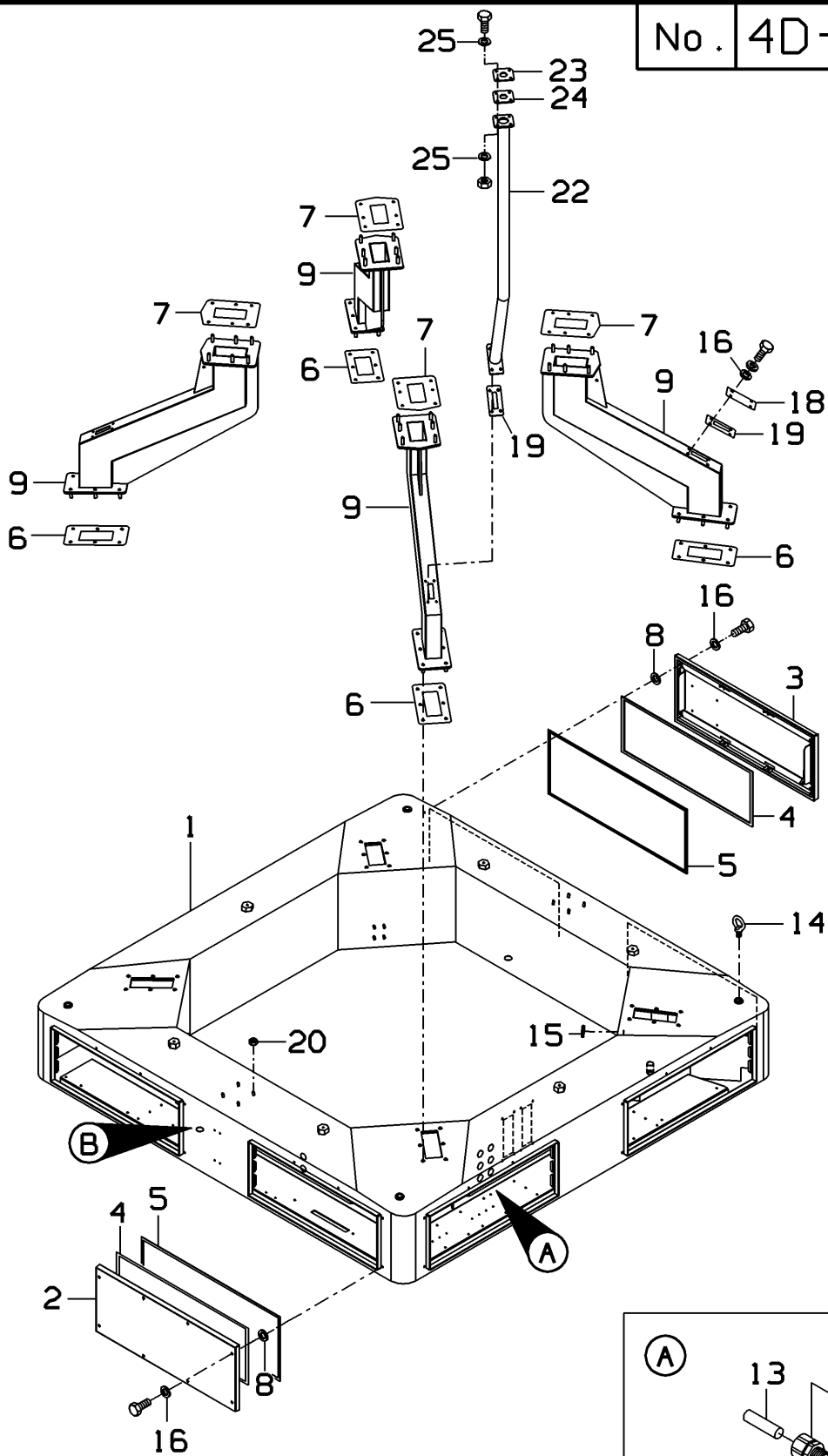
CCW-RV

PARTS SECTION LOCATOR

SECTION



No. 4D-44864

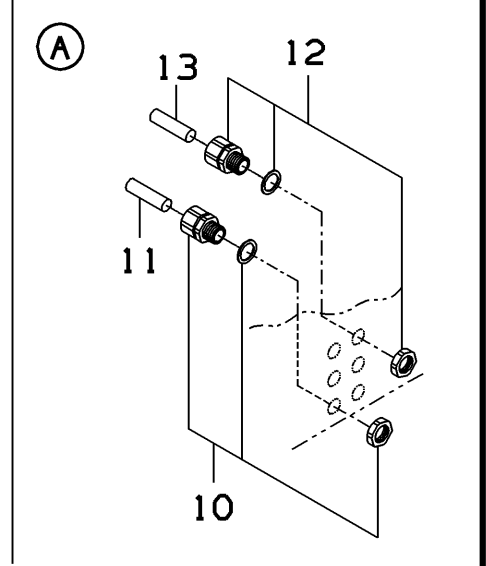
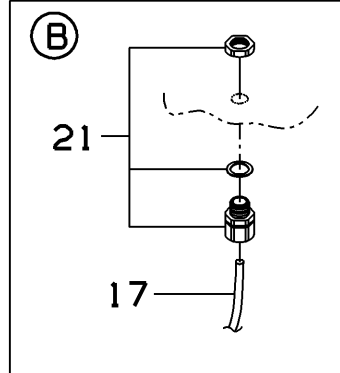


(B)

(A)

(A)

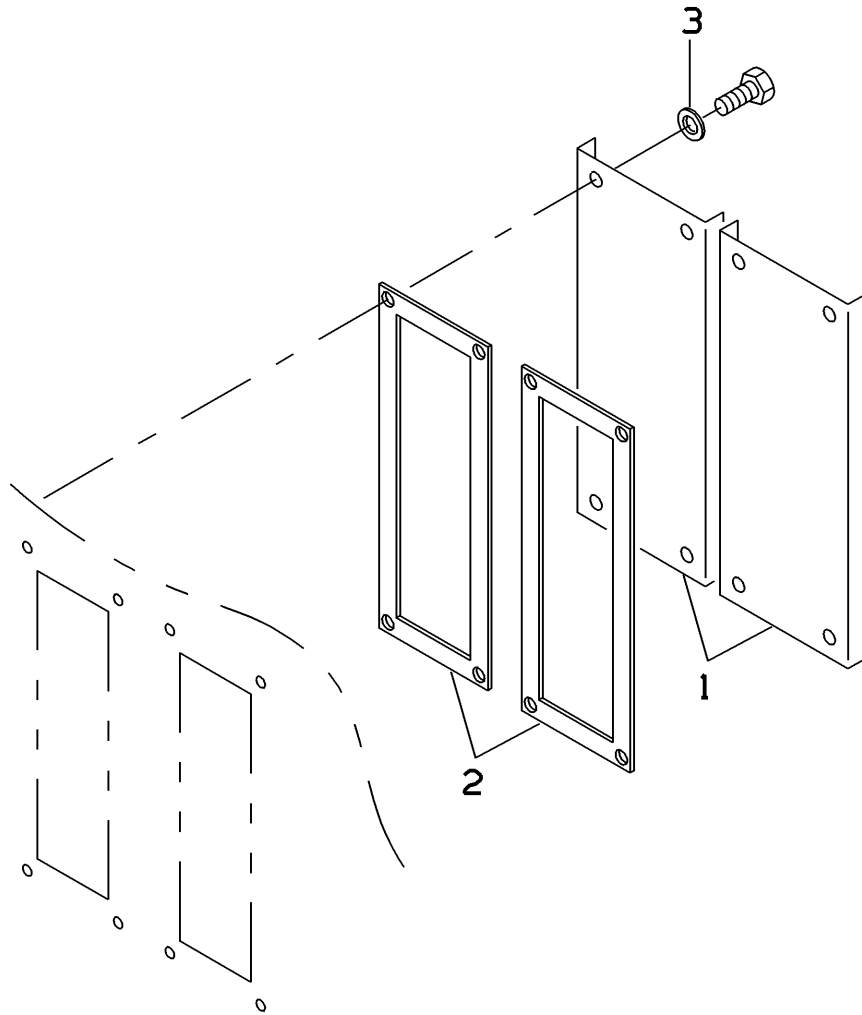
(B)

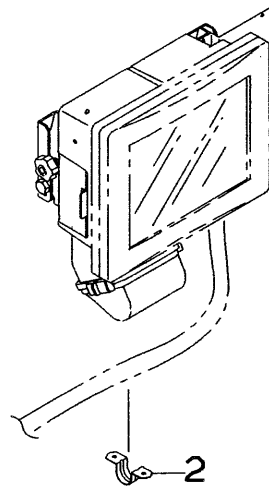
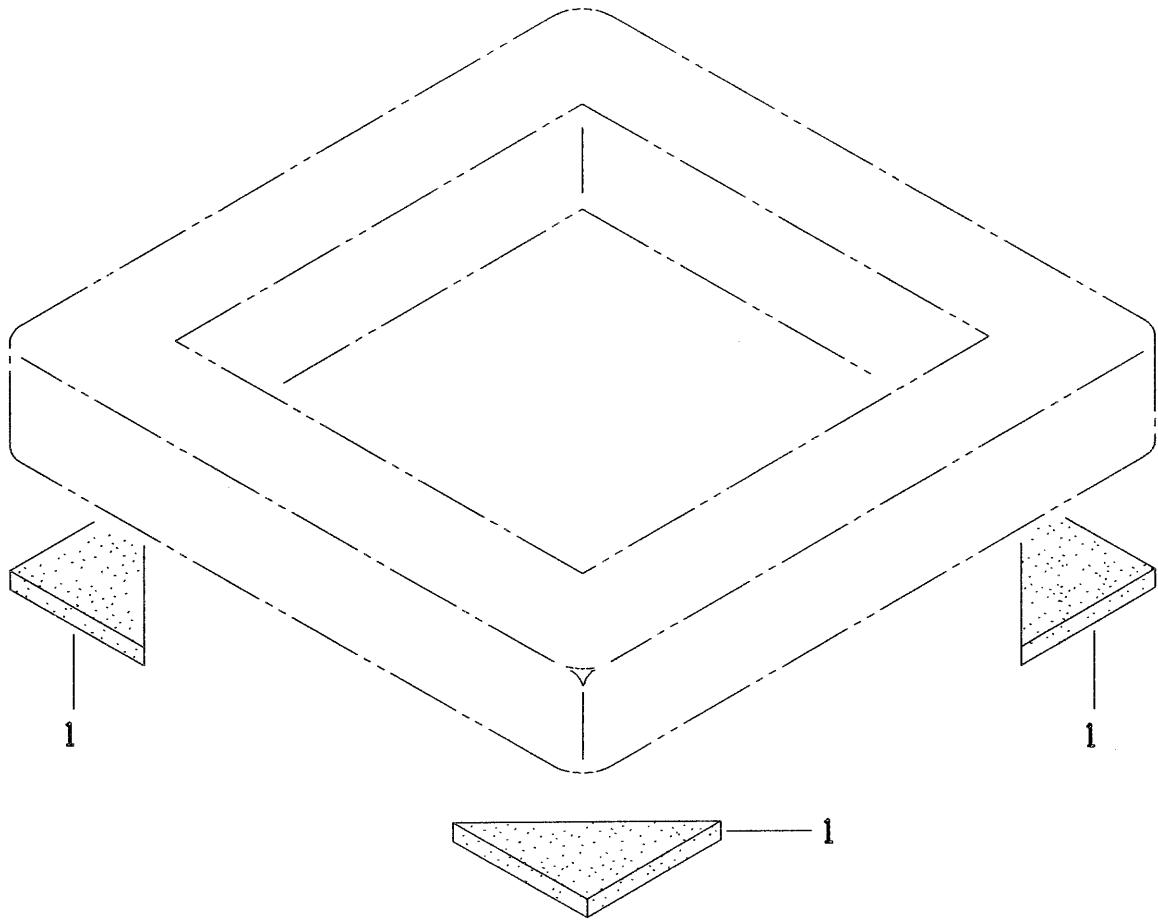


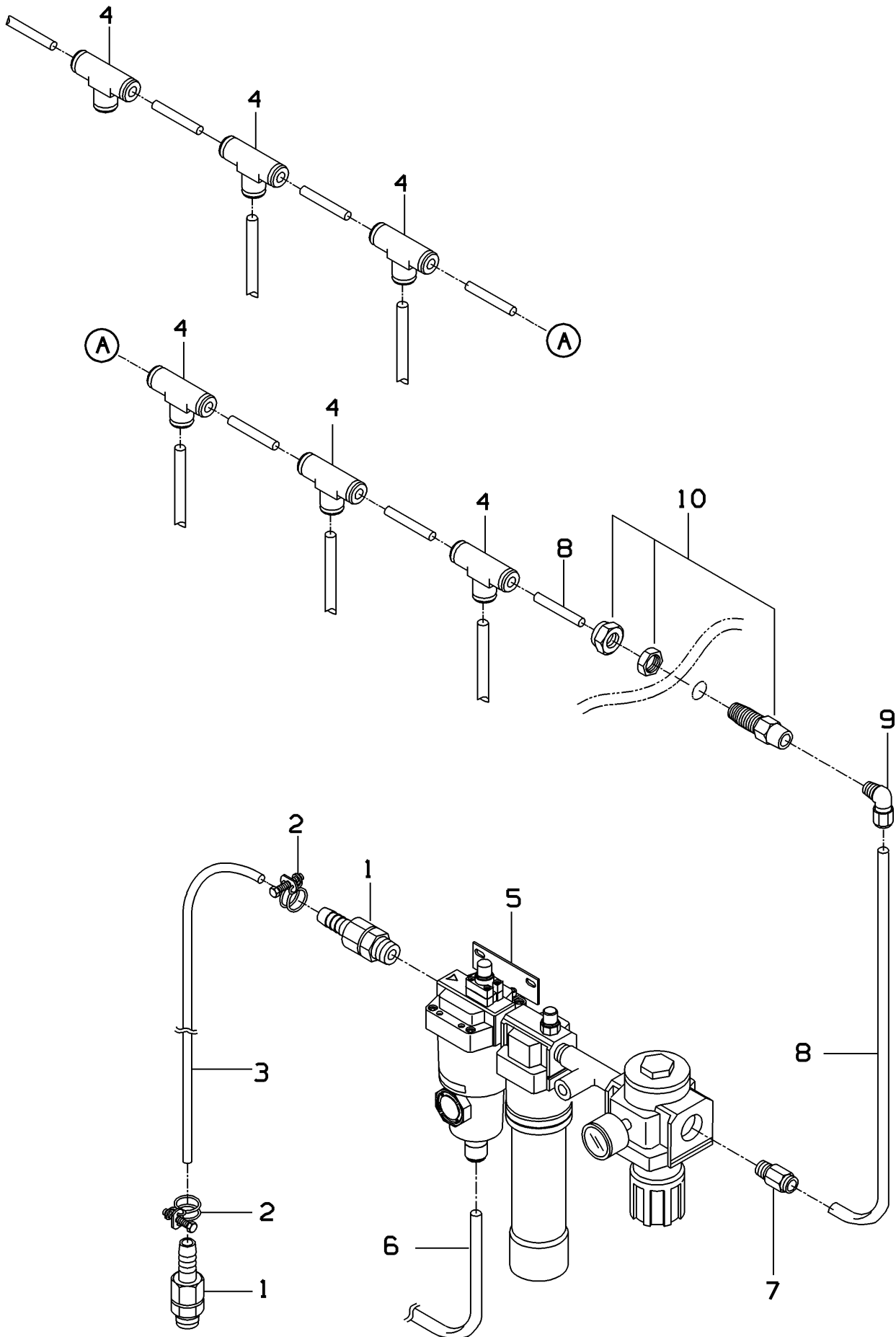
UNIT NAME	MAIN BODY UNIT::	DRAW NO.	4D-44864
------------------	-------------------------	-----------------	-----------------

NO.	PART CODE	PART NAME	QUANTITY
●	000-146-9410-12	MAIN BODY UNIT::	
1	000-146-9411-14	MAIN BODY AS::	1
2	000-145-5246-04	COVER:MAIN BODY:	5
3	000-145-5248-01	COVER:MAIN BODY:	1
4	000-145-5254-04	GASKET::	6
5	000-145-5257-05	GASKET::	6
6	000-146-4496-04	GASKET::	4
7	000-060-5368-12	GASKET::	4
8	000-016-7516-03	WASHER:LOCK:	48
9	000-145-5251-03	FRAME:MAIN BODY:	4
10	000-018-4471-12	ACCESSORY:BUSH:SC LOCK	4
11	000-143-1107-01	CAP:SUPER LOCK:	4
12	000-018-4472-16	ACCESSORY:BUSH:SC LOCK	2
13	000-143-1108-04	CAP:SUPER LOCK:	2
14	000-000-0466-02	EYE BOLT::	4
15	000-003-8291-09	GASKET::SEAL WASHER	1
16	000-003-8288-07	GASKET::SEAL WASHER	48
17	000-004-6063-06	TUBE:U FLEXIBLE:	2
18	000-144-7668-02	PLATE A::	3
19	000-144-7699-09	GASKET::	4
20	000-033-2708-00	LOCK NUT:U NUT:	8
21	000-028-0206-16	ACCESSORY:BUSH:SC LOCK	2
22	000-145-5274-09	PIPE:CAMERA:	1
23	000-113-3609-03	PLATE A::	1
24	000-113-3612-05	GASKET:PLATE:	1
25	000-003-8287-03	GASKET::SEAL WASHER	8







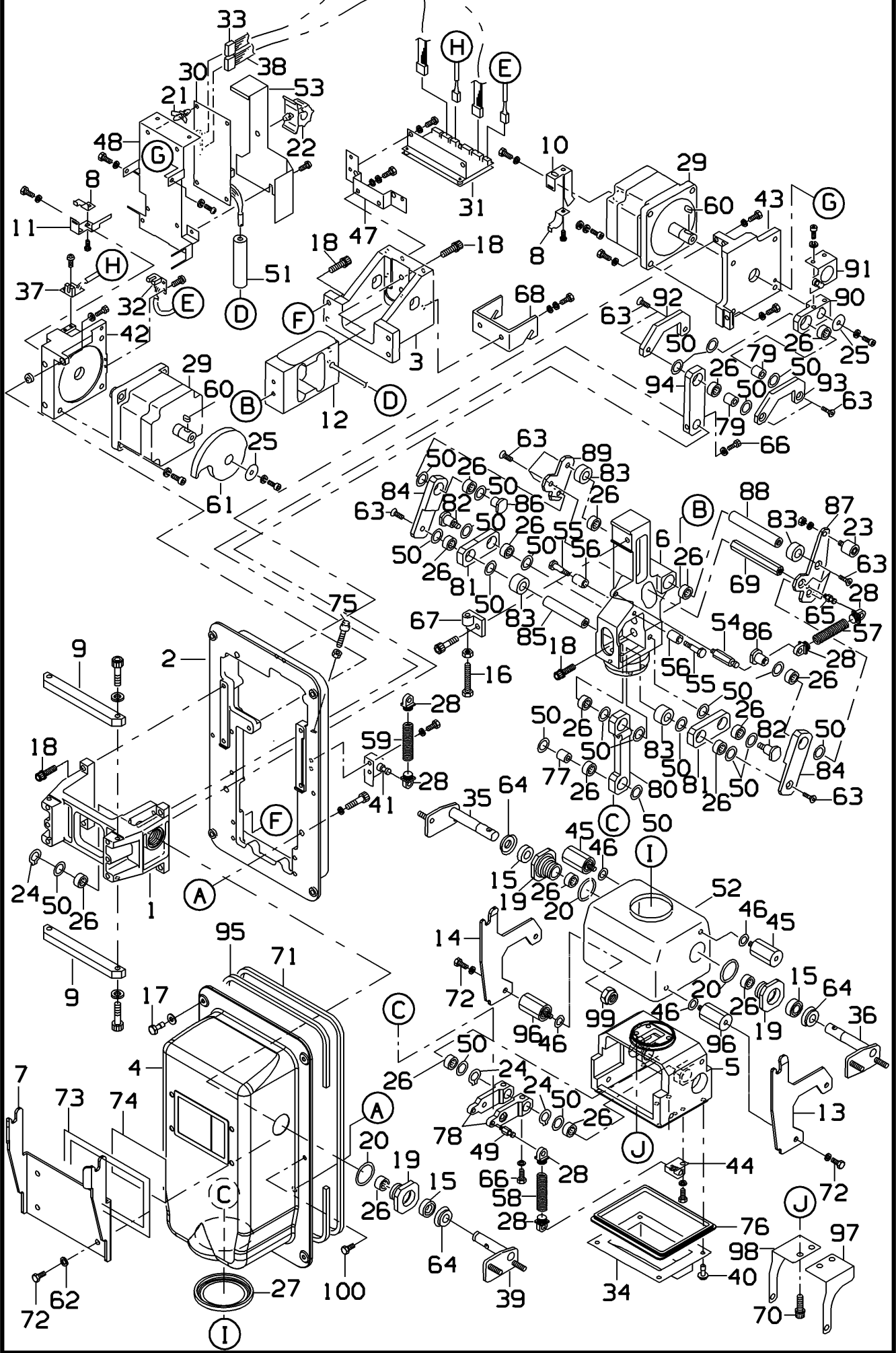


[Return to TOC](#)

UNIT NAME	AIR PURGE UNIT::	DRAW NO.	4D-33014
-----------	------------------	----------	----------

NO.	PART CODE	PART NAME	QUANTITY
●	000-110-5025-04	AIR PURGE UNIT::	
1	000-003-3906-08	JOINT:HOSE UNION:	2
2	000-003-3905-03	HOSE BAND:WIRE TYPE:	2
3	000-013-0721-03	TUBE:RUBBER HOSE:	10
4	000-096-3802-16	JOINT:3WAY UNION:	5
5	000-068-4527-12	AIR DRYER UNIT::	1
6	000-004-6061-09	TUBE:U FLEXIBLE:	1
7	000-094-1874-12	JOINT:HALF UNION:	1
8	000-013-0230-01	TUBE:U FLEXIBLE:	20
9	100-010-2347-00	JOINT:ELBOW UNION:	1
10	000-003-7388-02	JOINT:WALL SPACE UNION:	1

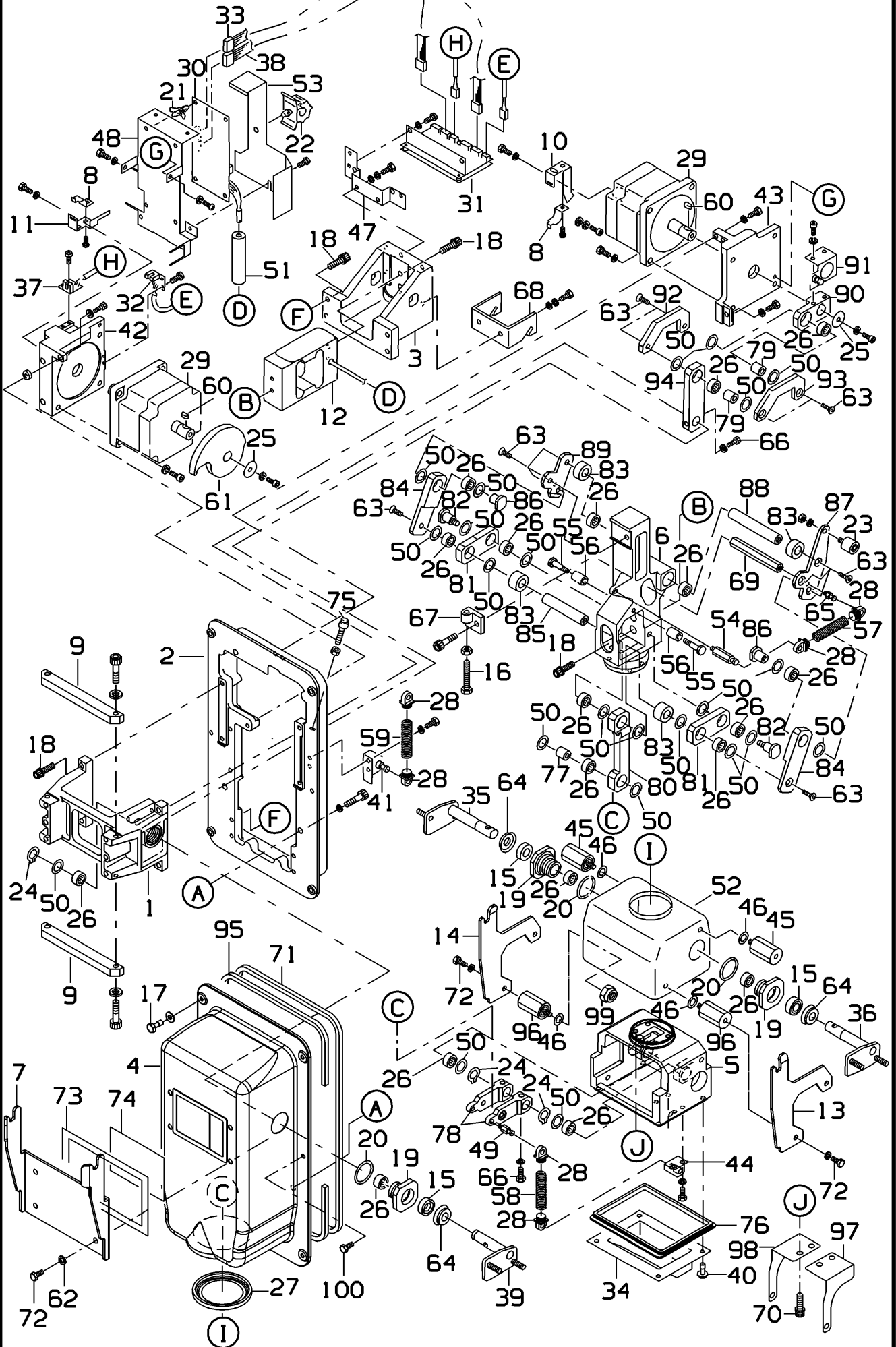




UNIT NAME	DRIVE WEIGH UNIT::	DRAW NO.	4D-45866
-----------	--------------------	----------	----------

NO.	PART CODE	PART NAME	QUANTITY
●	000-147-7149-10	DRIVE WEIGH UNIT::	
1	000-061-4741-03	BASE:WDU:	1
2	000-144-6974-09	BASE:WDU:R	1
3	000-061-0311-01	BASE:LC:	1
4	000-144-6973-05	COVER:WDU:	1
5	000-091-0242-04	HANGER:WH:	1
6	000-079-7110-20	BRACKET:LC:	1
7	000-144-8782-17	BRACKET:PH:HANGER	1
8	000-064-6600-01	BRACKET:SLIT:	2
9	000-062-1386-01	DISTANCE::	2
10	000-064-6602-10	SLIT:PH:	1
11	000-064-6601-06	SLIT:WH:	1
12	000-000-6959-22	LC:NLC-24L:	1
13	000-116-4318-14	BRACKET:WH:HANGER	1
14	000-116-4319-18	BRACKET:WH:HANGER	1
15	000-020-8070-09	OIL SEAL::	3
16	000-062-1408-09	HEX BOLT:LIMIT:	1
17	000-071-0881-06	HEX BOLT::	4
18	000-000-0447-01	GT CAP SCREW::	12
19	000-061-4934-14	HOUSING::	3
20	000-060-5296-09	O RING::	3
21	000-000-1795-01	PWB ACCESSORY:CARD SPACER:	4
22	000-055-3330-02	ACCESSORY:CLAMP:CKS CLAMP	1
23	000-035-8188-00	CAM FLOWER:SPHERICAL:THRUST	1
24	000-000-0454-08	C RING:FOR SHAFT:	3
25	000-060-5273-04	WASHER::	2
26	000-060-5313-09	BEARING:RADIAL:ROLLER	18
27	000-144-1709-01	DIAPHRAGM::	1
28	000-052-3359-08	HANGER:SPRING:	6
29	000-144-1711-08	MOTOR:STEPPING:	2
30	100-020-8970-03	PWB:P-5428:D-3	1
31	100-026-6031-01	PWB:P-5439:E-2	1
32	000-146-1742-08	PWB AS:P-5207:A	1
33	000-145-0487-08	HARNESS:S2:PULSE	1
34	000-144-6819-04	COVER:WH HANGER:UNDER	1
35	000-061-4891-27	SHAFT AS:WH:	1

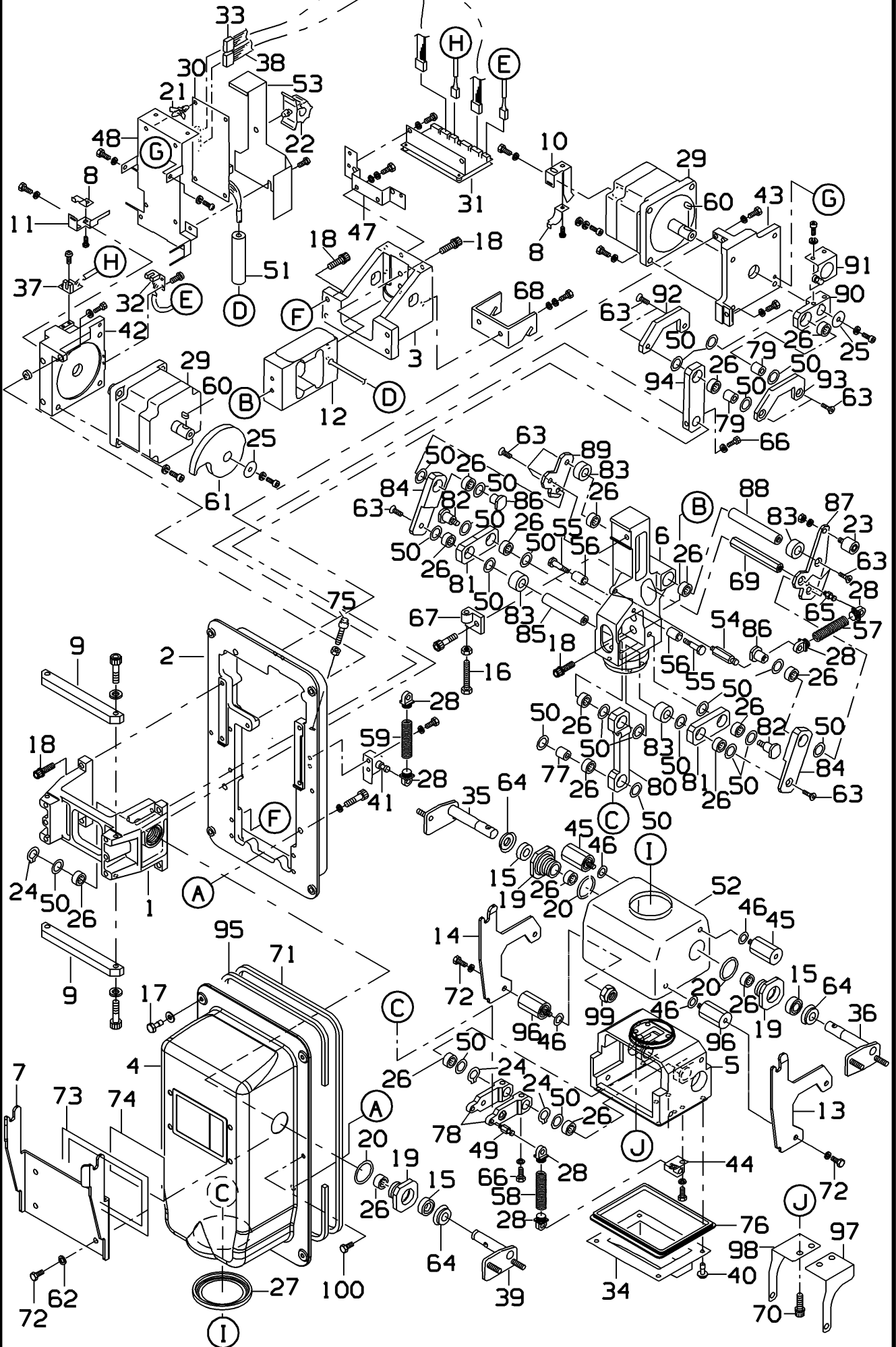




UNIT NAME	DRIVE WEIGH UNIT::	DRAW NO.	4D-45866
-----------	--------------------	----------	----------

NO.	PART CODE	PART NAME	QUANTITY
●	000-147-7149-10	DRIVE WEIGH UNIT::	
36	000-061-4890-23	SHAFT AS:WH:	1
37	000-146-1744-05	PWB AS:P-5207:A	1
38	000-145-0486-04	HARNESS:S2:PULSE	1
39	000-061-4892-21	SHAFT AS:PH:	1
40	000-145-5507-06	SCREW:STEP:	4
41	000-060-5283-02	BRACKET:SPRING:	1
42	000-061-4864-08	BRACKET:MOTOR:WH	1
43	000-061-4835-00	BRACKET:MOTOR:PH	1
44	000-061-4745-09	BRACKET:SPRING:	1
45	000-061-4938-00	THREADED ROD:HEX:MF	2
46	000-058-6090-01	O RING::	4
47	000-061-8532-06	BRACKET:DDU:	1
48	000-145-0399-02	BRACKET:DUC:	1
49	000-058-1945-08	PIN:STEP:	1
50	000-061-4634-08	WASHER:THRUST:	1
51	000-053-4175-01	FILTER AS:FERRITE:SLEEVE	1
52	000-079-7102-01	COVER:WH:UPPER	1
53	000-061-8533-00	COVER:PWB:	1
54	000-049-5855-09	PIN:STEP:	1
55	000-058-1981-02	PIN:STEP:	2
56	000-054-8563-13	COLLAR::	2
57	000-054-6896-08	SPRING:COIL:TENSION	1
58	000-059-0667-06	SPRING:COIL:TENSION	1
59	000-059-0668-10	SPRING:COIL:TENSION	1
60	000-053-1861-01	KEY:PARALLEL:BOTH ENDS ROUND	2
61	000-060-8078-13	CAM::	1
62	000-003-8288-07	GASKET::SEAL WASHER	6
63	000-046-7260-08	HEX SOCKET FLAT BOLT::	12
64	000-144-4460-04	V RING::	3
65	000-049-5859-03	PIN:STEP:	1
66	000-055-3189-03	NH SAFETY SOCKET::	3
67	000-043-4288-09	BLOCK B:LIMIT:	1
68	000-061-4925-02	BRACKET:WDU:	1
69	000-060-5276-05	THREADED ROD:HEX:FF	1
70	000-118-5855-07	GT CAP SCREW::	4

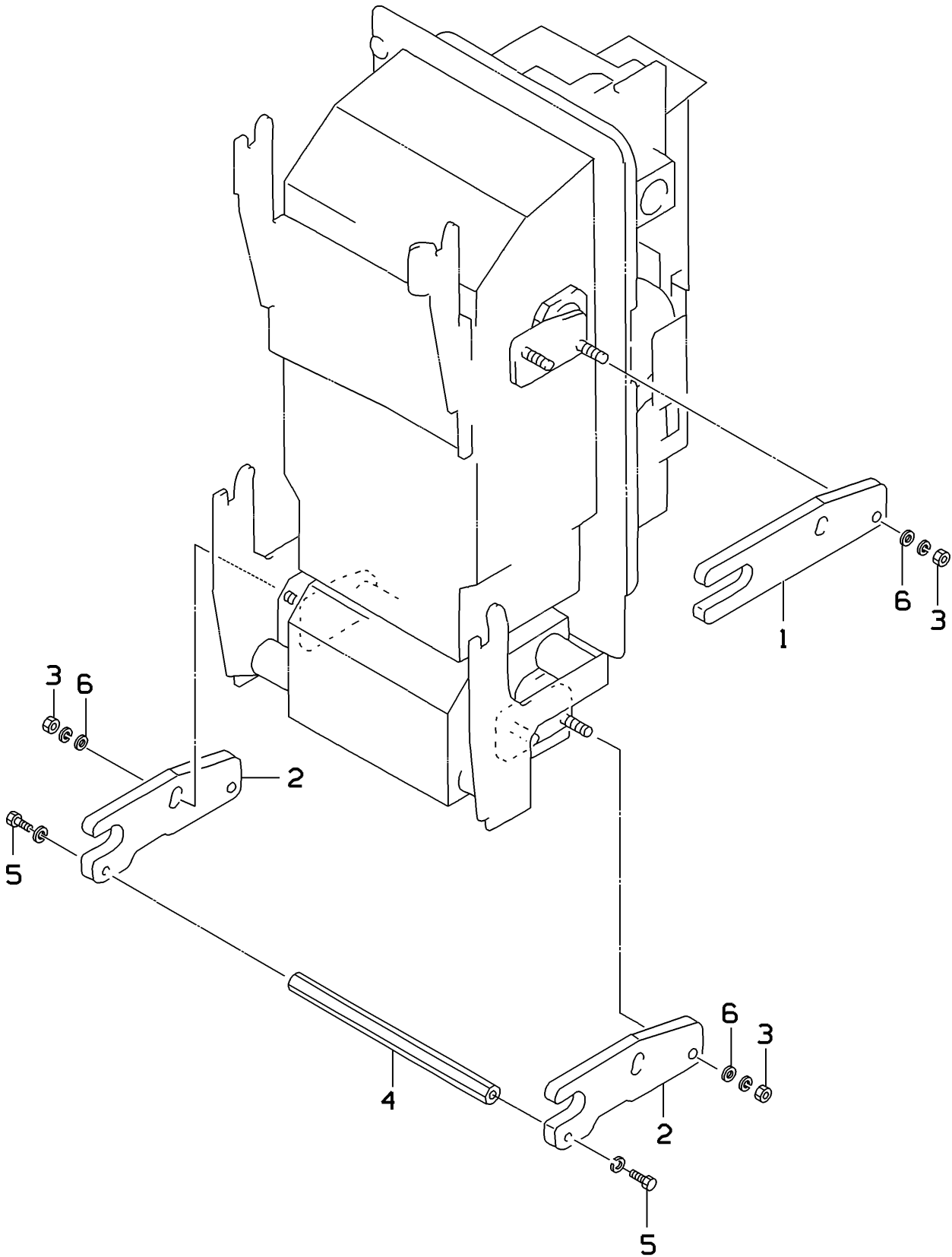


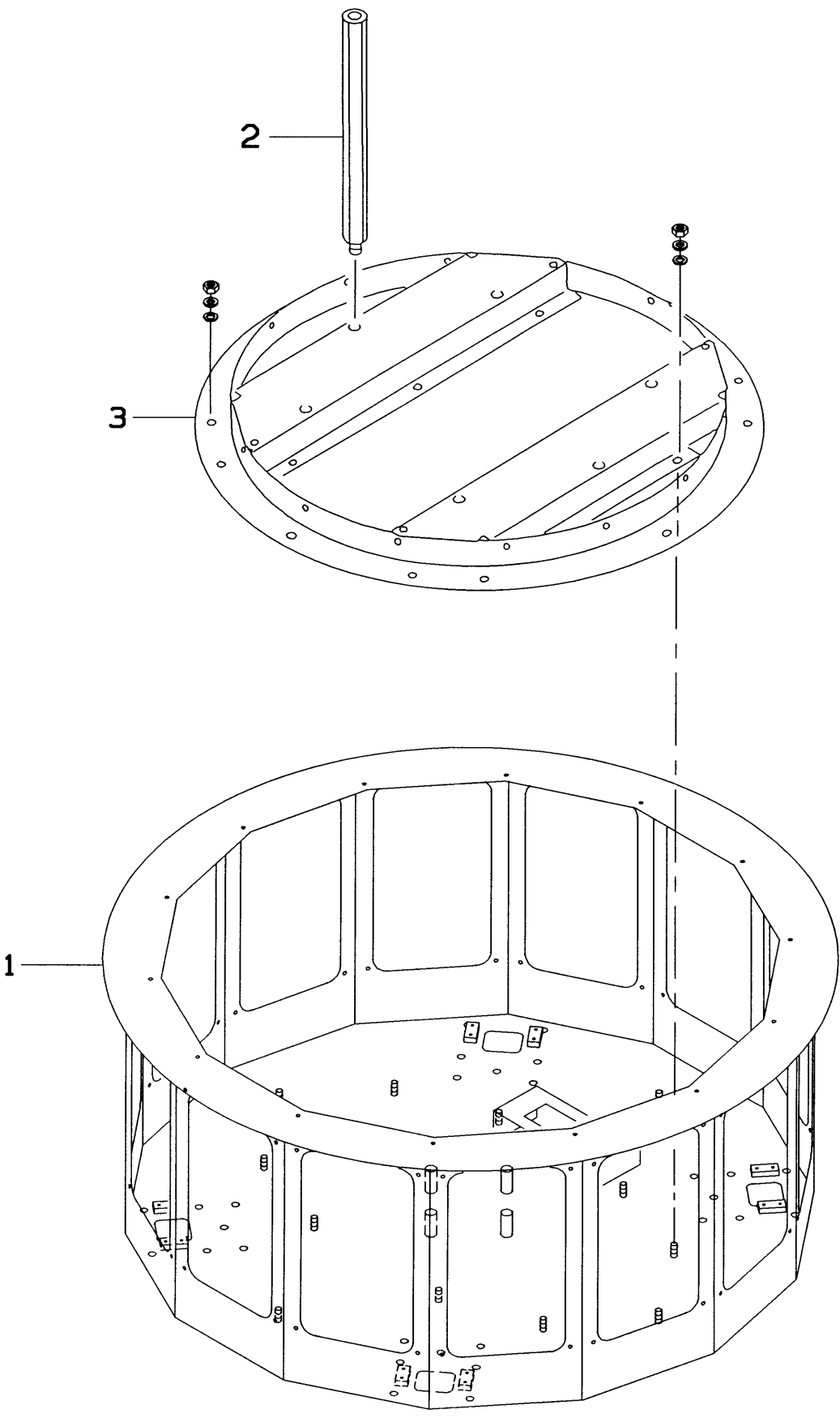


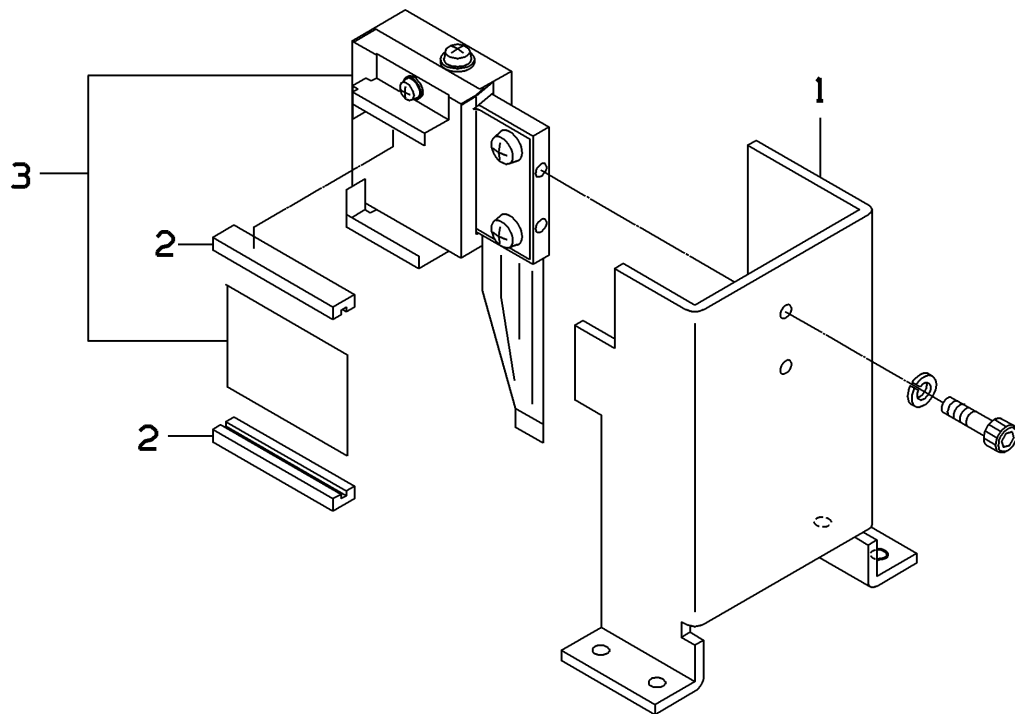
UNIT NAME	DRIVE WEIGH UNIT::	DRAW NO.	4D-45866
-----------	--------------------	----------	----------

NO.	PART CODE	PART NAME	QUANTITY
●	000-147-7149-10	DRIVE WEIGH UNIT::	
71	000-144-1714-09	GASKET:WDU:	1
72	000-009-7590-02	HEX BOLT::	8
73	000-144-6975-02	GASKET::	1
74	000-144-6976-06	GASKET::	1
75	000-005-0445-02	STOPPER AS::	1
76	000-091-0249-19	GASKET:COVER:	1
77	000-061-4736-04	SHAFT::WH	1
78	000-061-4837-07	LINK:WH:4	2
79	000-058-6021-04	SHAFT::PH	2
80	000-061-0305-08	LINK:WH:3	1
81	000-060-8334-08	LINK:WH:2	2
82	000-058-6018-02	PIN:THREADED:M	2
83	000-058-6057-17	COLLAR::	4
84	000-060-8338-02	LINK:WH:1	2
85	000-058-6088-12	SHAFT::	1
86	000-058-6016-14	PIN:THREADED:F	2
87	000-058-6001-01	PLATE B::L	1
88	000-060-5274-07	SHAFT::	1
89	000-060-5278-11	PLATE B::R	1
90	000-060-8336-05	LINK:PH:1	1
91	000-078-7692-06	STOPPER::	1
92	000-061-4816-09	LINK:PH:2	1
93	000-061-4815-05	LINK:PH:2	1
94	000-061-0307-05	LINK:PH:3	1
95	000-092-9148-07	GASKET::	2
96	000-118-9514-01	THREADED ROD:HEX:MF	2
97	000-118-9512-13	L PLATE B::	1
98	000-118-9513-17	L PLATE B::	1
99	000-000-0450-03	HEX NUT:T2:W/NYLON LOCK	2
100	000-145-5509-03	HEX BOLT::	2





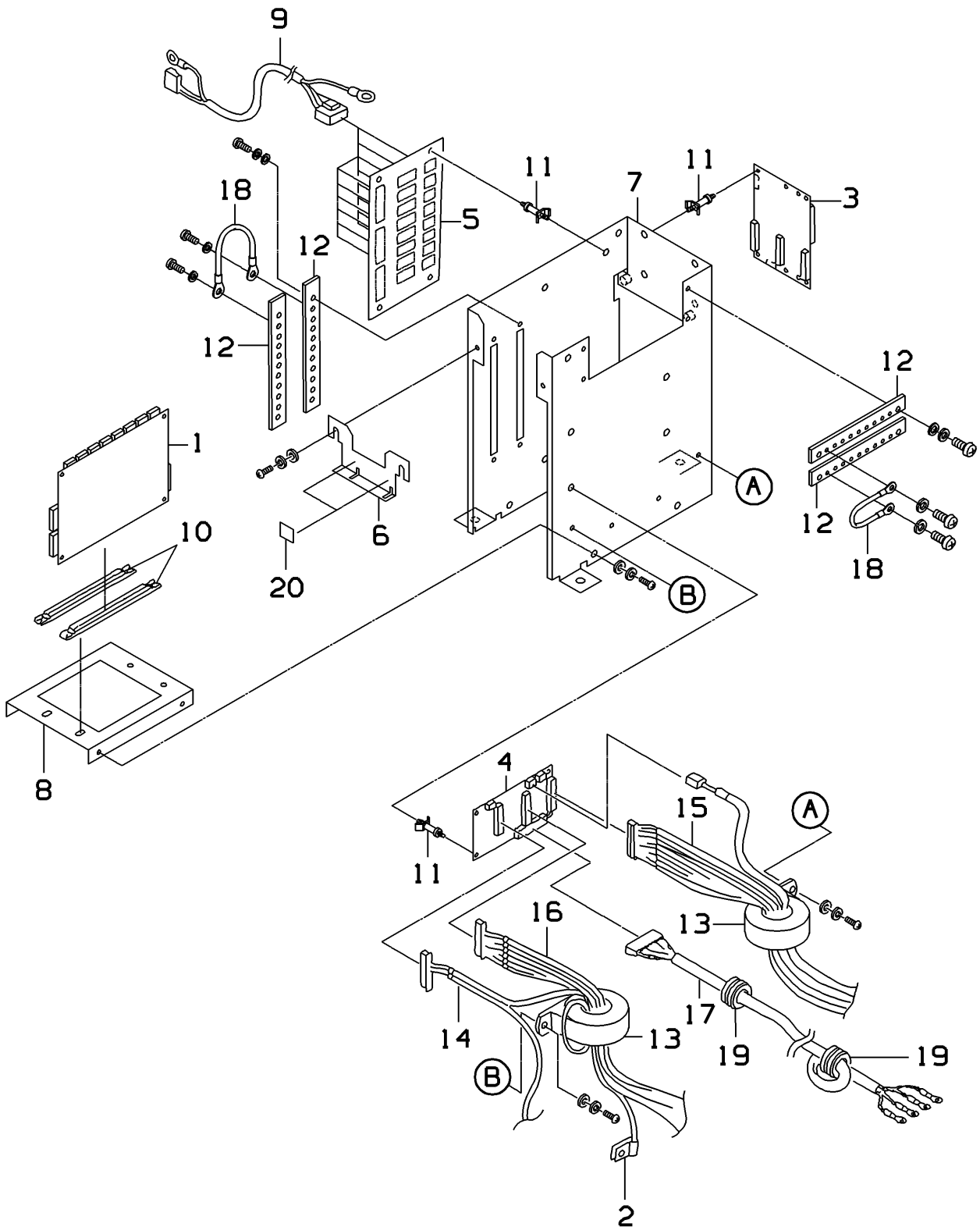




UNIT NAME	AFV UNIT::	DRAW NO.	4D-47090
-----------	------------	----------	----------

NO.	PART CODE	PART NAME	QUANTITY
●	000-061-8531-59	AFV UNIT::	
1	000-061-8530-36	BRACKET:AFV:	1
2	000-053-4020-07	GUIDE:PWB:	2
3	000-150-5576-07	AFV SET::	1



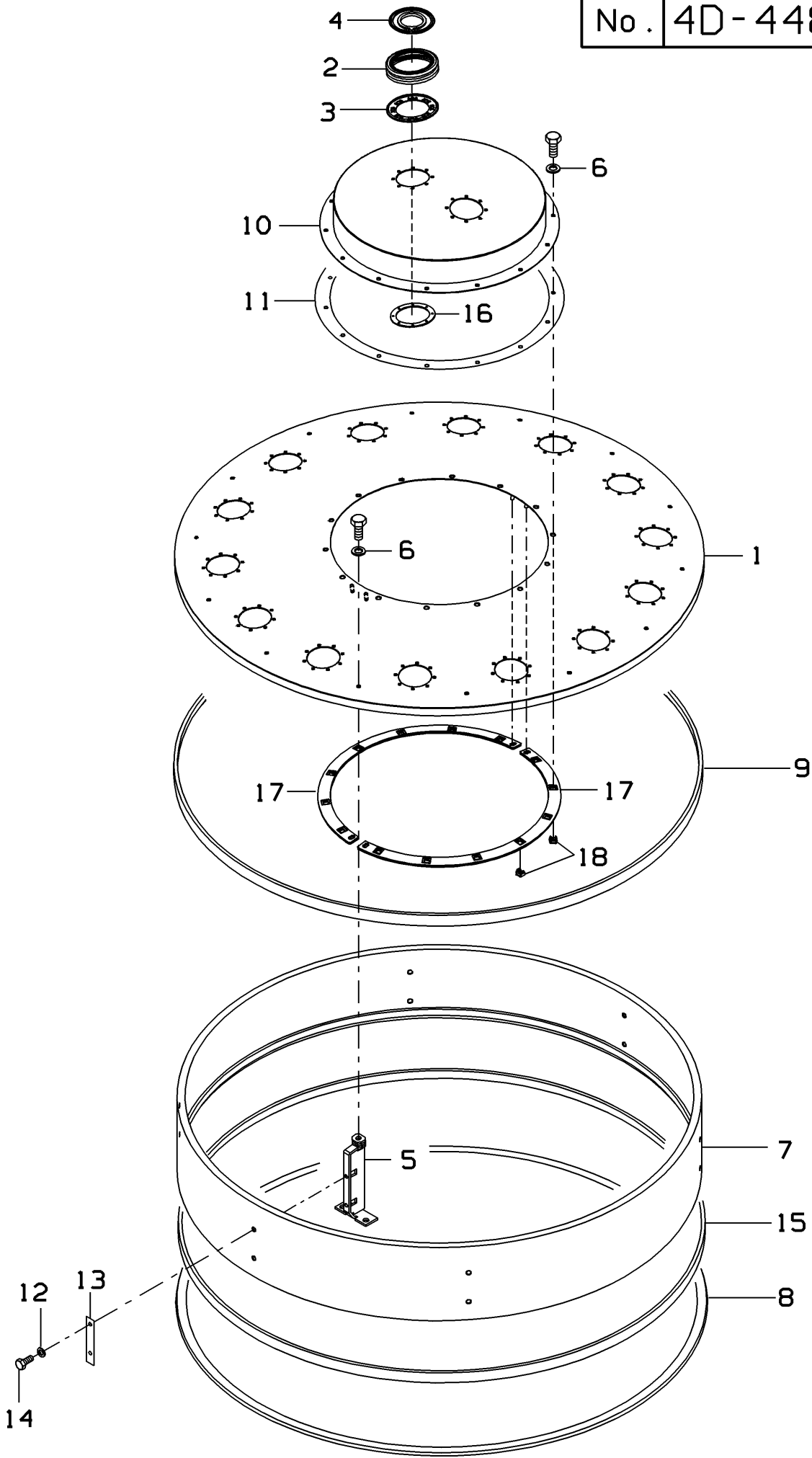


ハーネスセットには複数のハーネスが含まれます

"HARNESS SET" consists of several individual harnesses.



No. 4D-44867



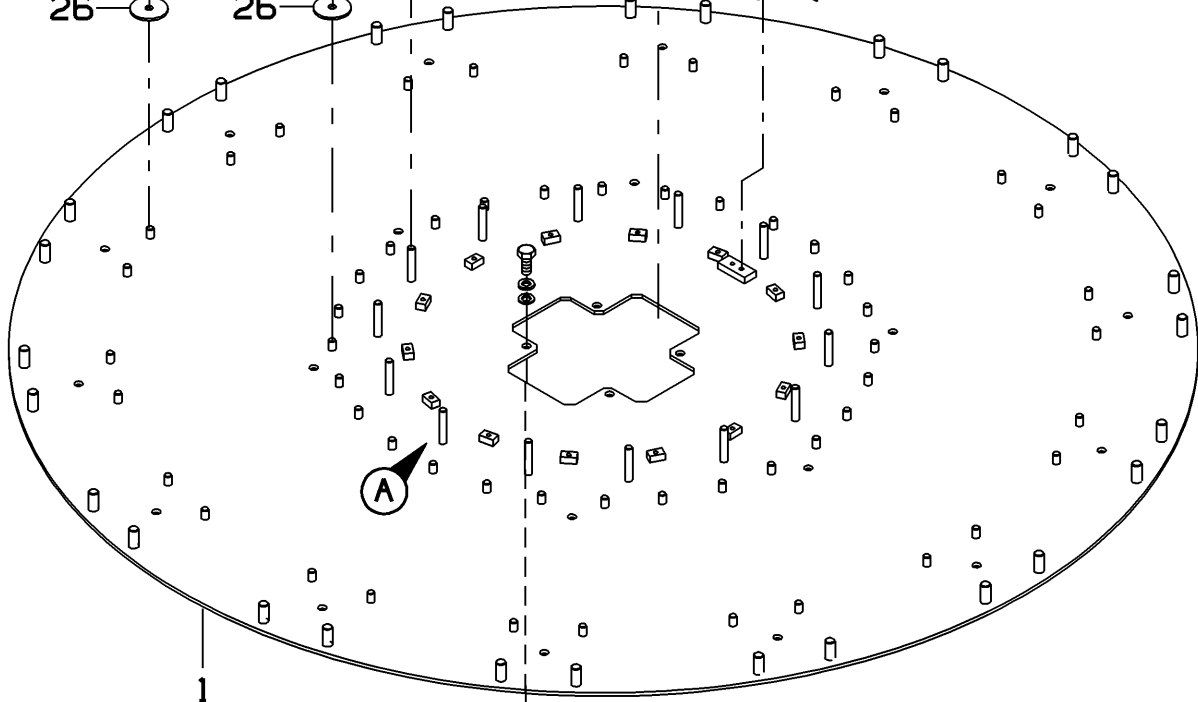
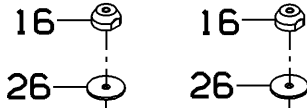
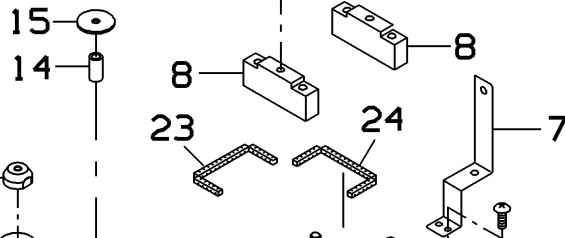
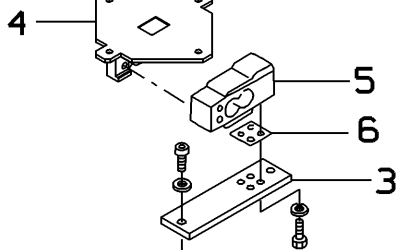
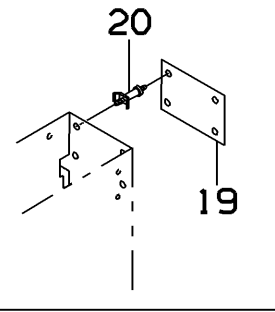
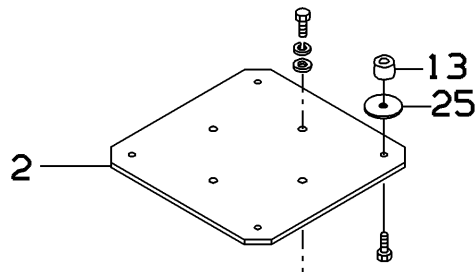
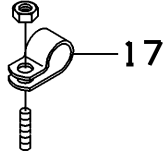
[Return to TOC](#)

UNIT NAME	COVER UNIT:FEEDER:	DRAW NO.	4D-44867
------------------	---------------------------	-----------------	-----------------

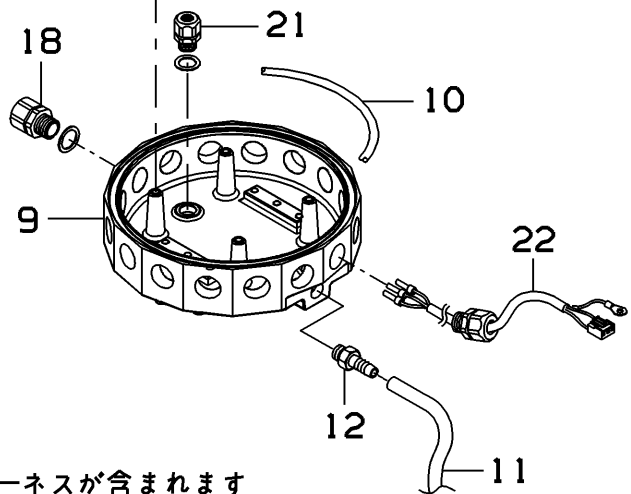
NO.	PART CODE	PART NAME	QUANTITY
●	000-144-8245-04	COVER UNIT:FEEDER:	
1	000-143-8545-13	COVER:FEEDER:	1
2	000-057-5048-12	COVER:SHAFT:OUTSIDE	16
3	000-057-5050-11	HOLDER:UNDER:	16
4	000-057-6111-09	HOLDER:UPPER:	2
5	000-143-8601-19	BRACKET:COVER:	14
6	000-003-8288-07	GASKET::SEAL WASHER	28
7	000-143-8613-04	COVER:FEEDER:UNDER	1
8	000-041-0049-15	GASKET:FEEDER COVER:LOWER	1
9	000-143-8617-09	GASKET:FEEDER COVER:UPPER	1
10	000-144-8227-07	COVER:FEEDER:	1
11	000-143-8618-03	GASKET:COVER:	2
12	000-003-8289-01	GASKET::SEAL WASHER	12
13	000-059-0662-07	GASKET:FEEDER COVER:SIDE	4
14	000-007-1054-06	HEX BOLT::	12
15	000-139-2342-08	PACKING::	3
16	000-143-8600-06	BRACKET:HOLDER:	16
17	000-143-8614-08	BRACKET:NUT:	2
18	000-139-2065-06	CAGENUT::	14



(A)



(A)



ハーネスセットには複数のハーネスが含まれます

"HARNESS SET" consists of several individual harnesses.



UNIT NAME	BASE UNIT:FEED:	DRAW NO.	4D-58130
------------------	------------------------	-----------------	-----------------

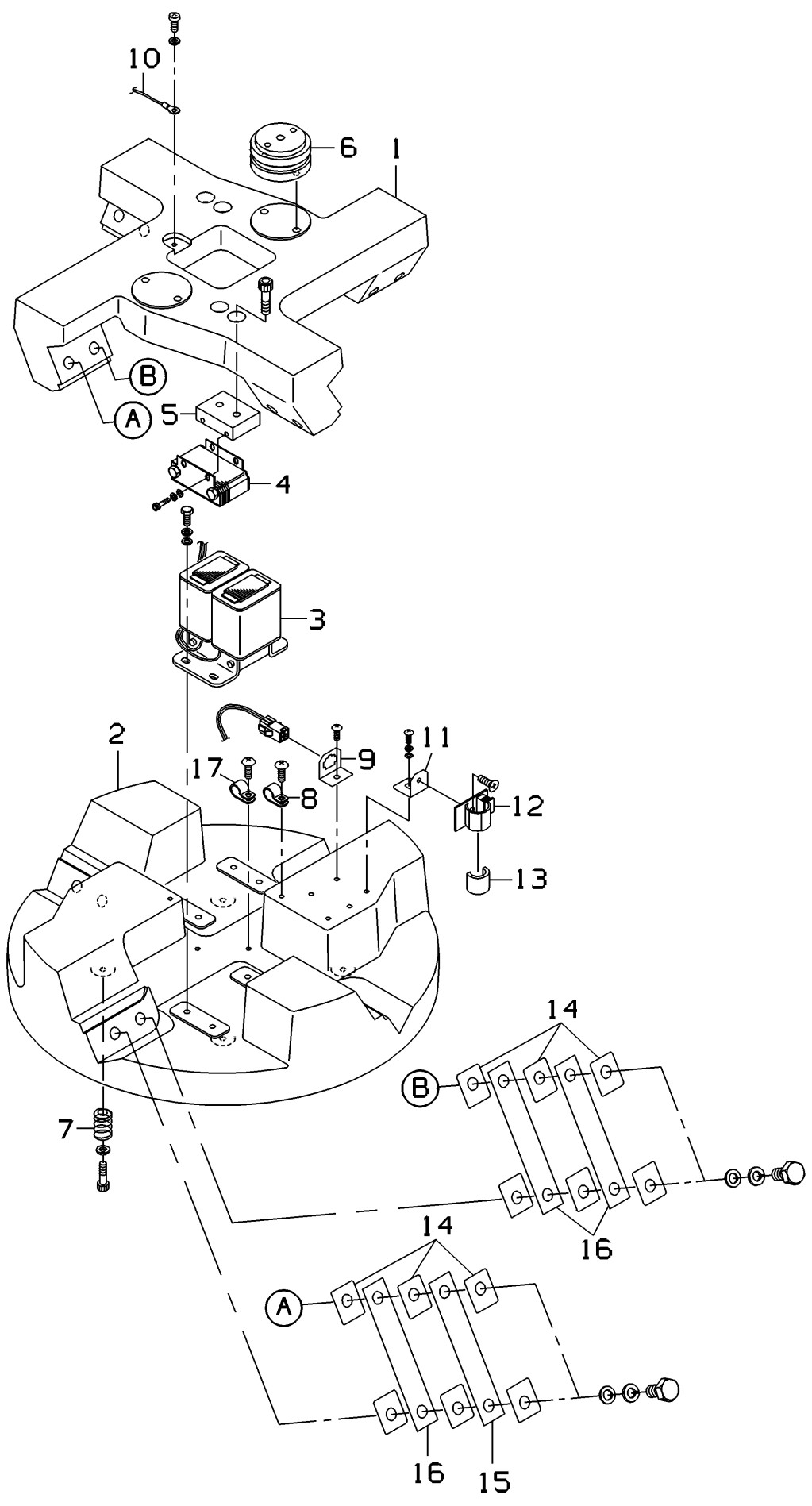
NO.	PART CODE	PART NAME	QUANTITY
●	100-022-3378-01	BASE UNIT:FEED:	
1	100-022-3380-00	BASE:DISPERSION:	1
2	100-021-6066-00	TABLE:PF:	1
3	100-021-6067-00	BASE:LC:DLC-80L	1
4	000-037-2748-44	BRACKET:LC:	1
5	000-002-9836-22	LC:DLC-80L:	1
6	100-021-6068-00	BASE:LC:DLC-80L	1
7	100-022-3400-00	BRACKET:HARNESS:	1
8	100-022-3402-00	SPACER:LC BASE:	2
9	000-068-8071-07	BASE:PF:	1
10	000-000-2192-00	TUBE::	1
11	000-043-8249-08	TUBE::NC BLADE	1
12	000-007-1261-01	JOINT:HOSE NIPPLE:	1
13	000-046-6213-09	THREADED ROD:ROUND:AF	4
14	000-049-5347-02	COLLAR::	14
15	000-000-0270-00	PLAIN WASHER:LARGE:	14
16	000-091-3103-01	SPACER:RF:	56
17	000-028-4502-04	ACCESSORY:CLAMP:NYLON CLAMP	14
18	000-013-0424-07	ACCESSORY:BUSH:SC LOCK	1
19	000-061-0290-19	PWB:P-5435:A-3	1
20	000-000-1796-05	PWB ACCESSORY:CARD SPACER:	4
21	000-014-0164-06	ACCESSORY:BUSH:SC LOCK	1
22	000-145-4080-00	HARNESS SET:C5:FD EXTENSION	1
23	000-111-4067-04	ACCESSORY:EDGING:	2
24	000-111-4068-08	ACCESSORY:EDGING:	2
25	100-024-3343-00	WASHER::	4
26	100-024-3344-00	WASHER::	56

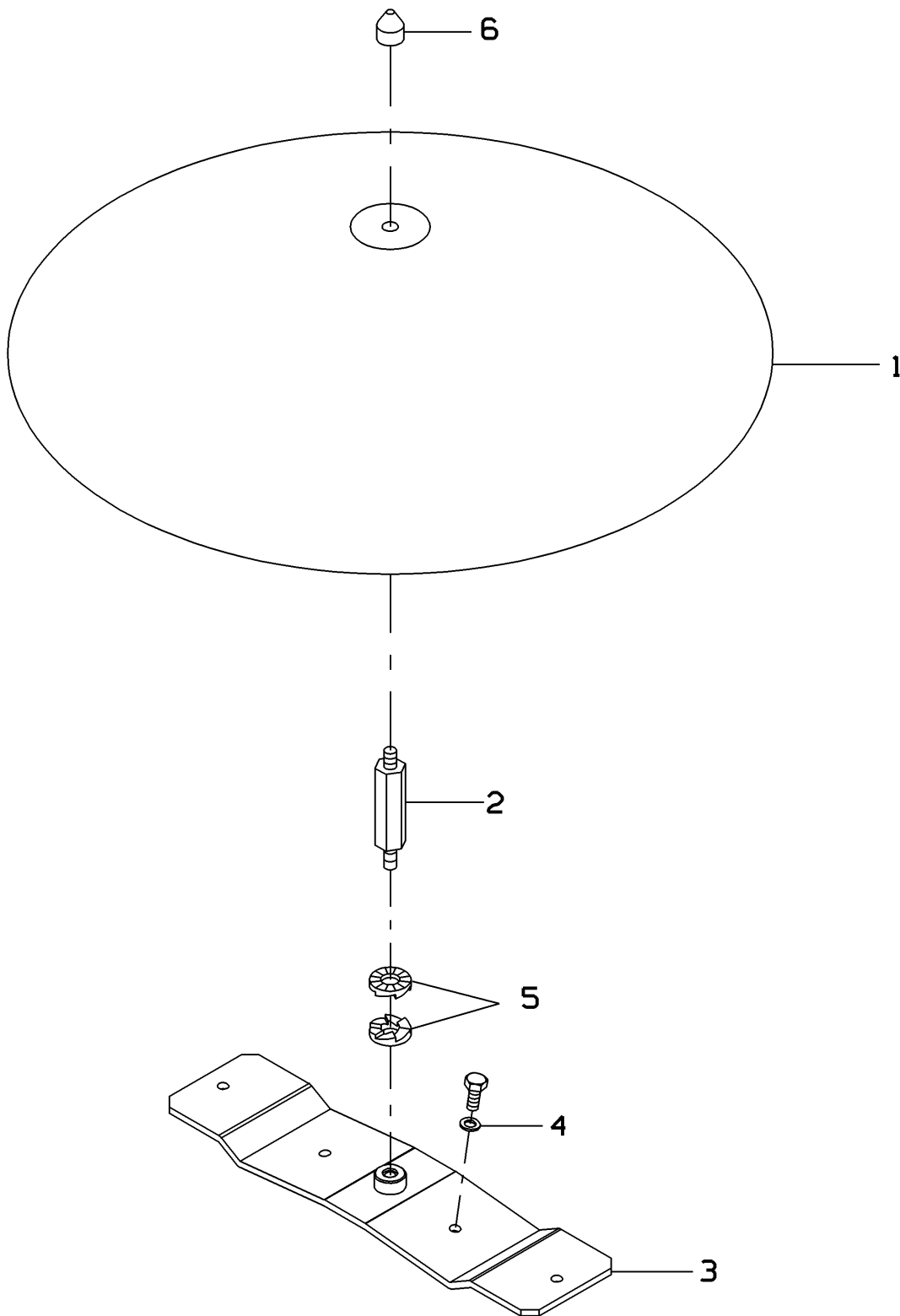


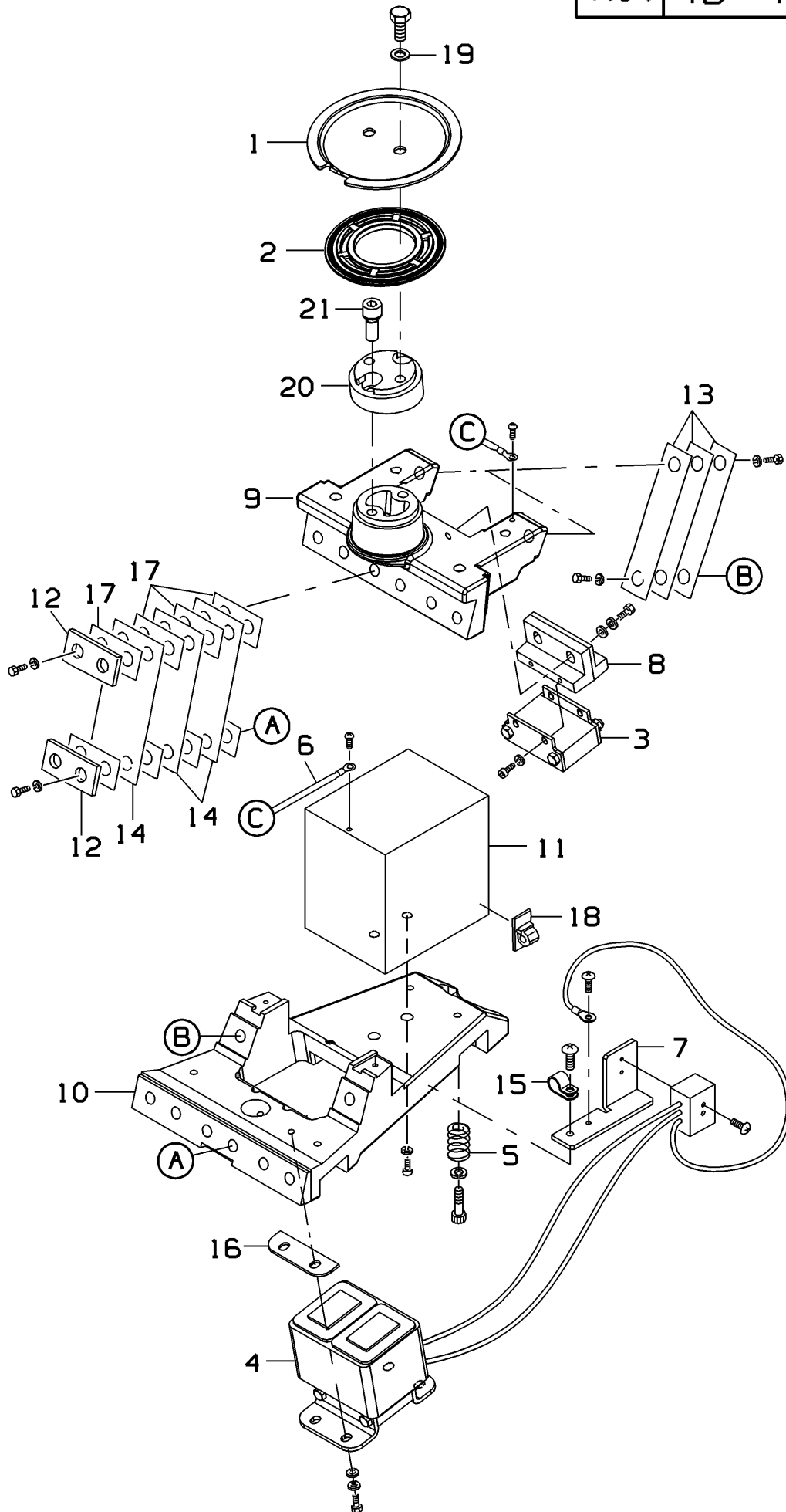
このリストにはRFハーネスおよびDFハーネスの品番をヘッド番号の順に上から記載しています。
RFハーネスの後にDFハーネスが記載されております。
補助分散(ADF)が搭載されている場合は、DFハーネスの後にADFハーネスが記載されます。

This list describes the part codes for RF and DF harnesses in order of head number from the top.
RF harnesses are listed first, and then DF harnesses follow.
In case the machine is equipped with auxiliary dispersion feeder(ADF),
the ADF harnesses are listed after DF harnesses.





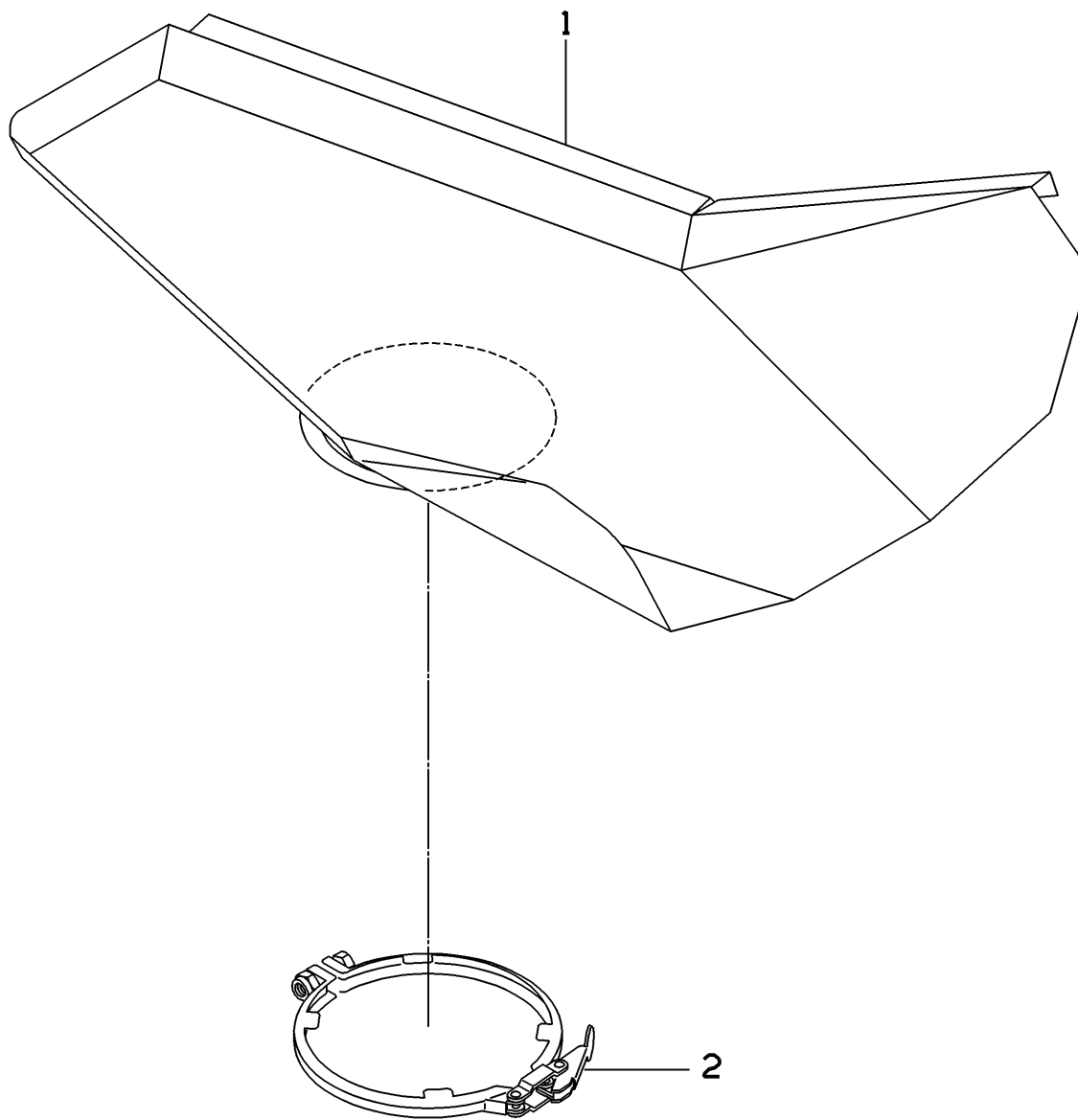


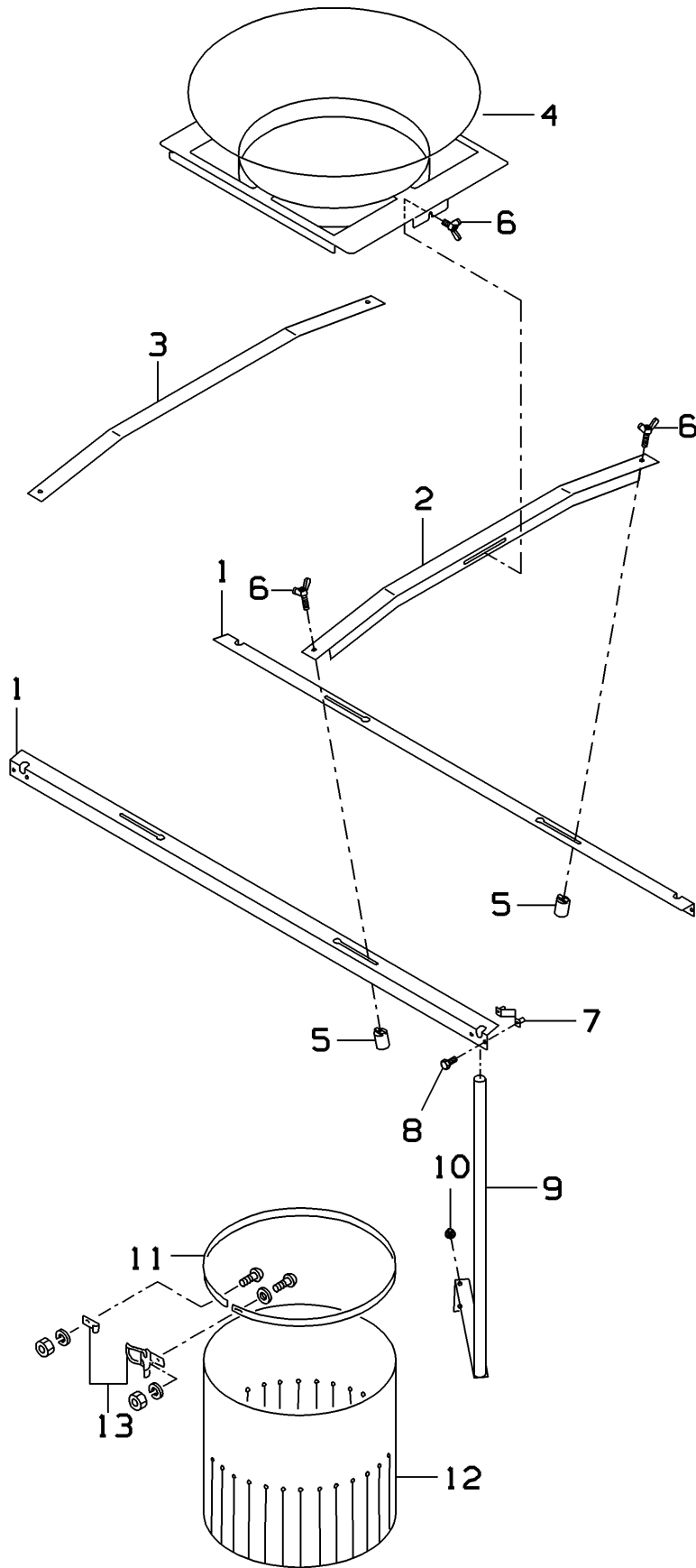


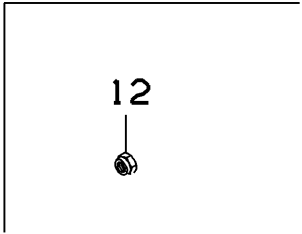
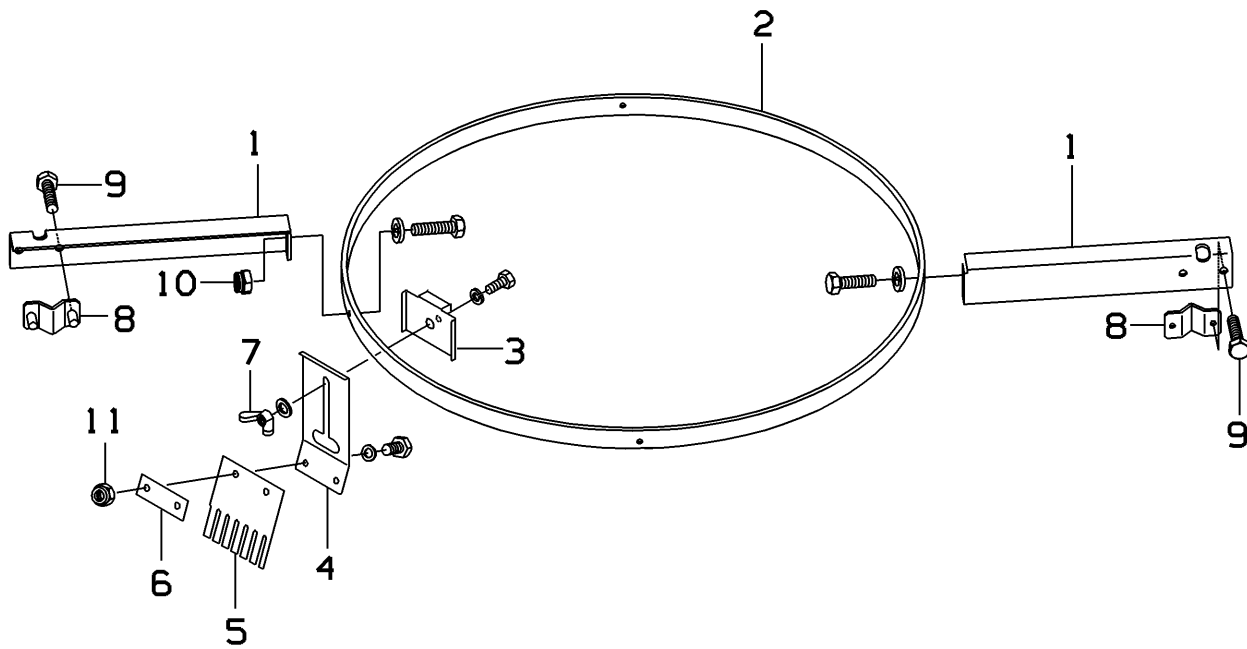
UNIT NAME	FEEDER UNIT:RADIAL:	DRAW NO.	4D-44870
-----------	---------------------	----------	----------

NO.	PART CODE	PART NAME	QUANTITY
●	000-144-8239-15	FEEDER UNIT:RADIAL:	
1	000-144-8376-09	JOINT:FEEDER:	1
2	000-057-6111-09	HOLDER:UPPER:	1
3	000-074-9005-22	CORE AS:TYPE I:	1
4	000-074-9002-60	MAGNET COIL: :	1
5	000-064-0699-08	SPRING:COIL:COMPRESS	4
6	100-032-6708-00	HARNESS:S2:FD EARTH	1
7	000-075-0253-06	BRACKET:CONNECTOR:	1
8	000-061-0309-02	BRACKET:CORE:	1
9	000-061-4822-01	MAIN BODY:FEEDER:UPPER	1
10	000-061-4818-06	BASE:RF:LOWER	1
11	000-060-8066-20	BLOCK A:RF:UNDER	1
12	000-060-5150-09	PLATE A:SQ:PLATE	2
13	000-060-5145-00	SPRING:PLATE:	6
14	000-096-9217-19	SPRING:PLATE:	3
15	000-000-4751-09	ACCESSORY:CLAMP:NYLON CLAMP	1
16	000-075-0254-00	SPACER: :	2
17	000-060-5149-05	PLATE A:SQUARE:	8
18	000-002-5032-02	ACCESSORY:CLAMP:CKN CLAMP	2
19	000-003-8289-01	GASKET::SEAL WASHER	2
20	000-143-8605-04	ADAPTER:RF:	1
21	000-144-8352-00	NH SAFETY SOCKET: :	2







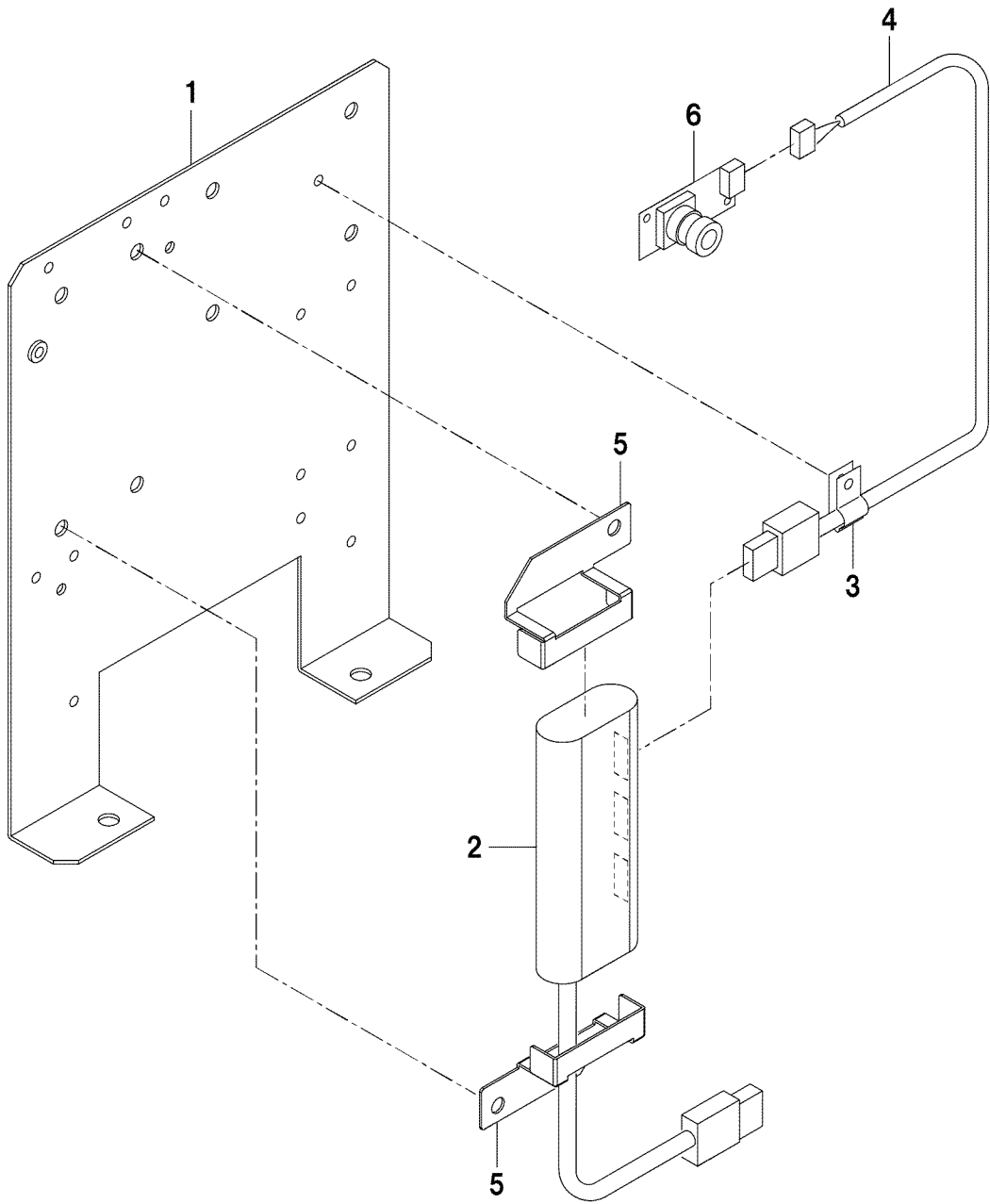


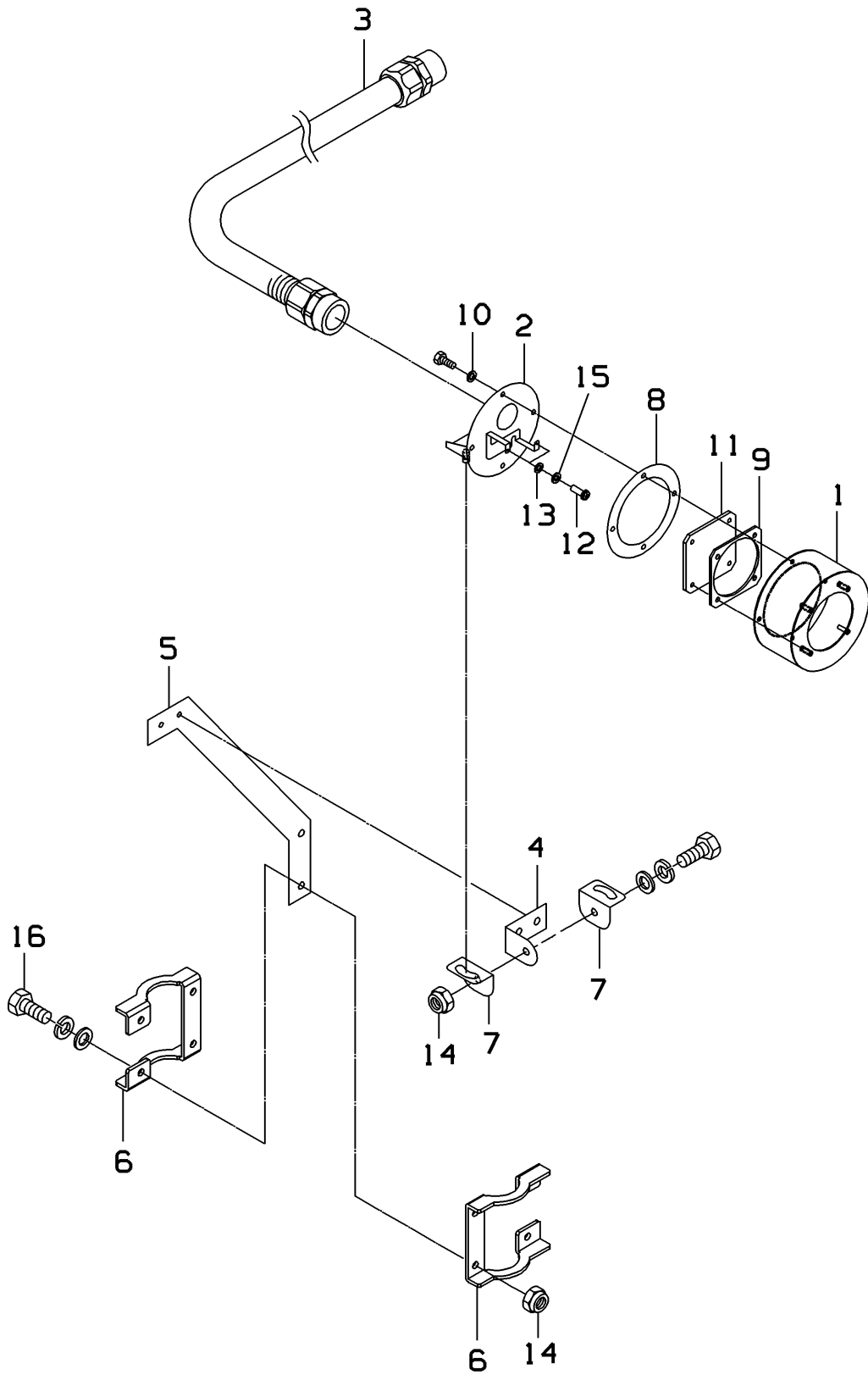
[Return to TOC](#)

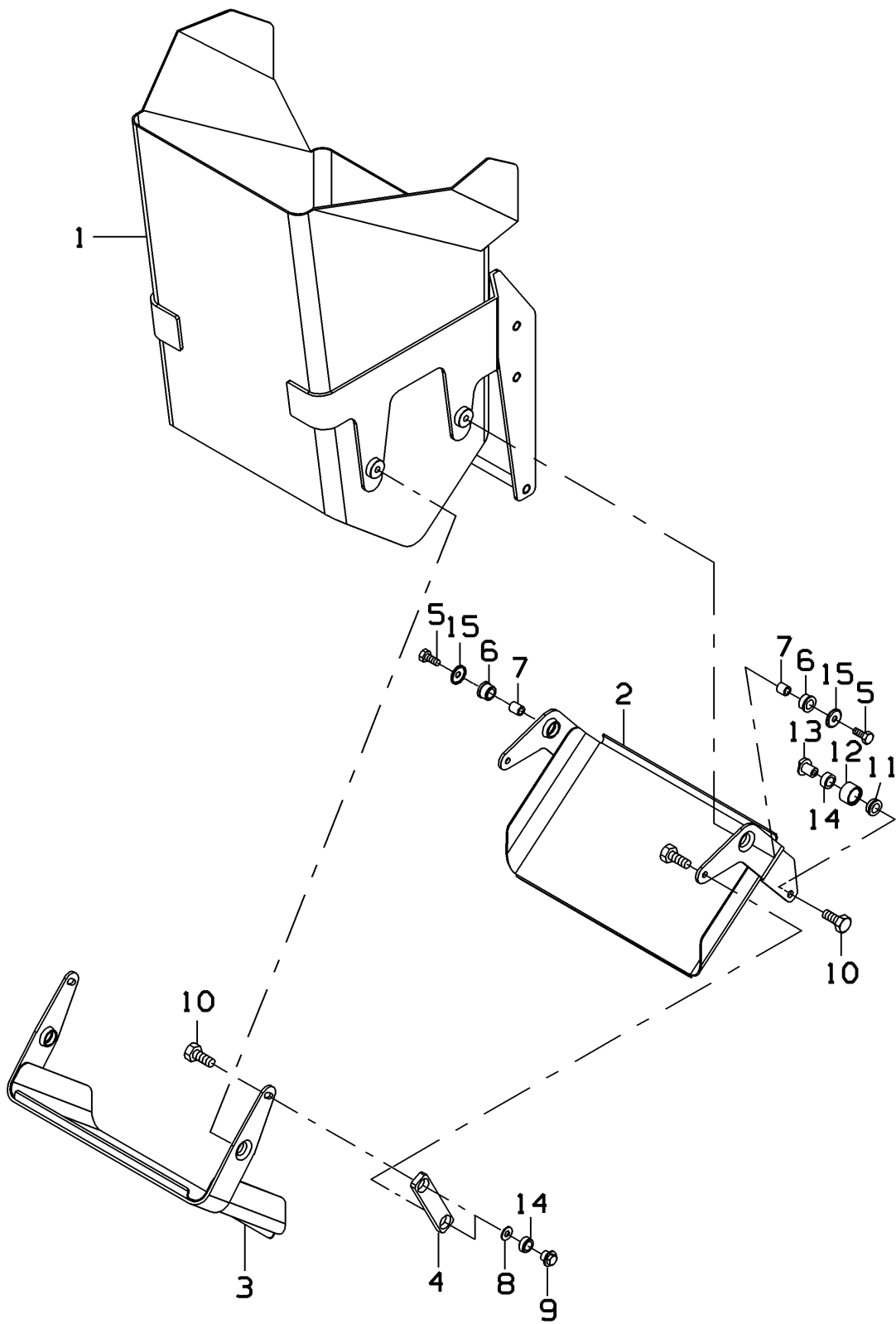
UNIT NAME	GATE UNIT:RING:SET	DRAW NO.	4D-48612
-----------	--------------------	----------	----------

NO.	PART CODE	PART NAME	QUANTITY
●	000-116-2238-13	GATE UNIT:RING:SET	
1	000-116-3999-08	BRACKET:RING:	4
2	000-061-7659-01	RING::	1
3	100-002-3165-00	BRACKET:GATE:	14
4	000-103-2614-00	GATE:RING:	14
5	000-011-0430-05	SHEET::SPIT-SHAPED	14
6	000-002-9673-04	PLATE A:SQ:PLATE	14
7	100-002-3164-00	WING BOLT:T1:	14
8	100-002-6677-00	BAND::	4
9	100-002-3158-00	HEX BOLT::	8
10	000-033-2708-00	LOCK NUT:U NUT:	4
11	000-033-2707-06	LOCK NUT:U NUT:	28
12	100-002-3154-00	LOCK NUT:U NUT:W/CAP	22





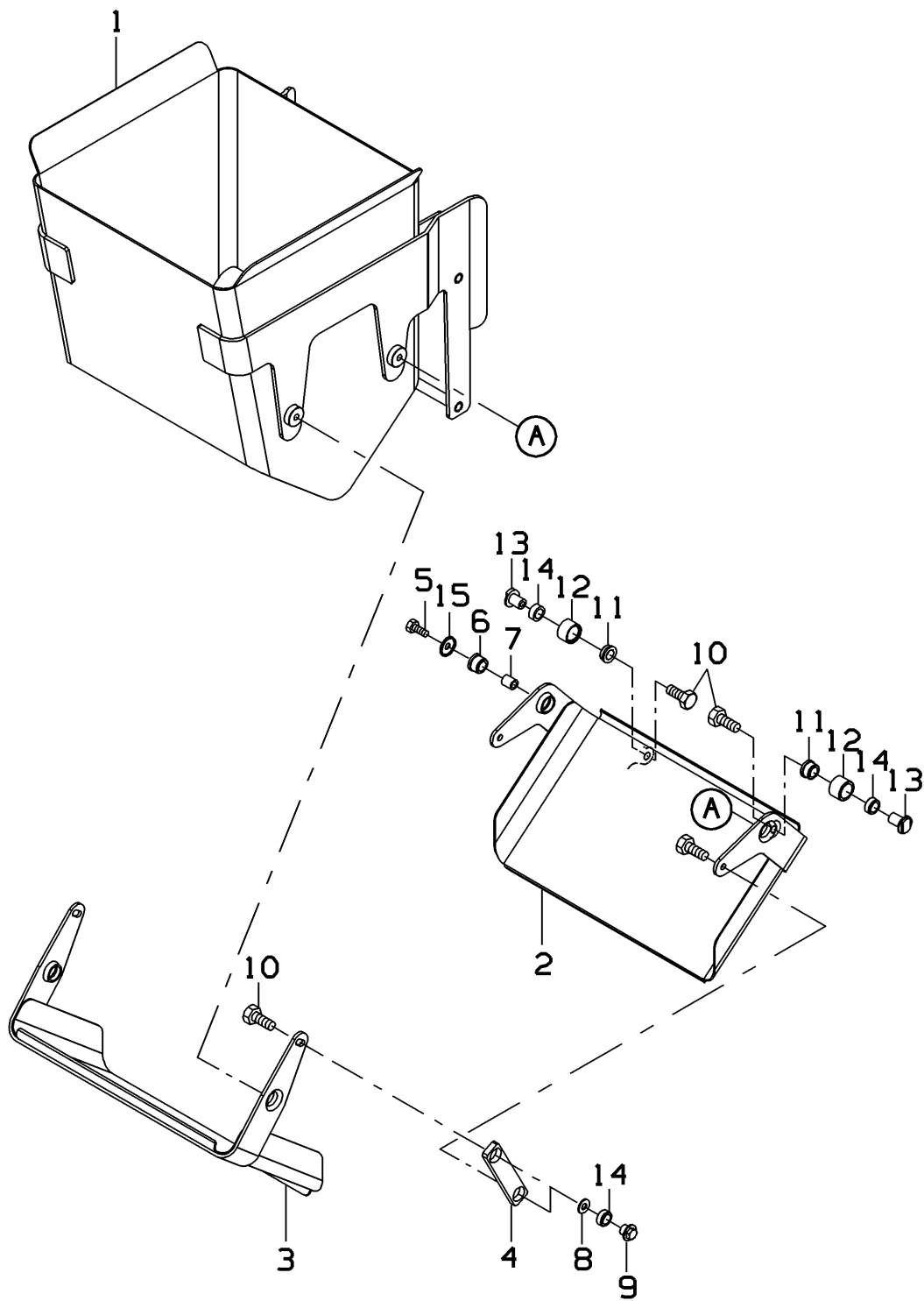




UNIT NAME	HOPPER UNIT:PH:	DRAW NO.	4D-46727
------------------	------------------------	-----------------	-----------------

NO.	PART CODE	PART NAME	QUANTITY
●	000-149-3672-00	HOPPER UNIT:PH:	
1	000-144-8795-06	HOPPER:PH:	1
2	000-144-6947-08	GATE:PH:1	1
3	000-144-6950-00	GATE:PH:2	1
4	000-003-0625-19	LINK::	2
5	000-005-1768-07	HEX BOLT::	4
6	000-002-5806-08	BUSH::	4
7	000-010-6834-01	COLLAR::	4
8	000-101-5038-01	WASHER::	4
9	000-104-3256-10	PIN:THREADED:	4
10	000-007-1052-09	HEX BOLT::	5
11	000-002-5807-01	BUSH::	1
12	000-106-9624-13	COLLAR:STEP:	1
13	000-106-5687-13	SCREW:STEP:	1
14	000-105-1320-06	BUSH::	5
15	000-144-1710-04	WASHER:BLIND:	4



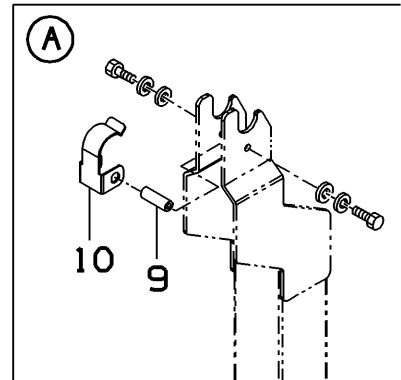
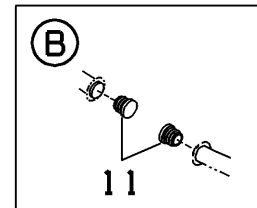
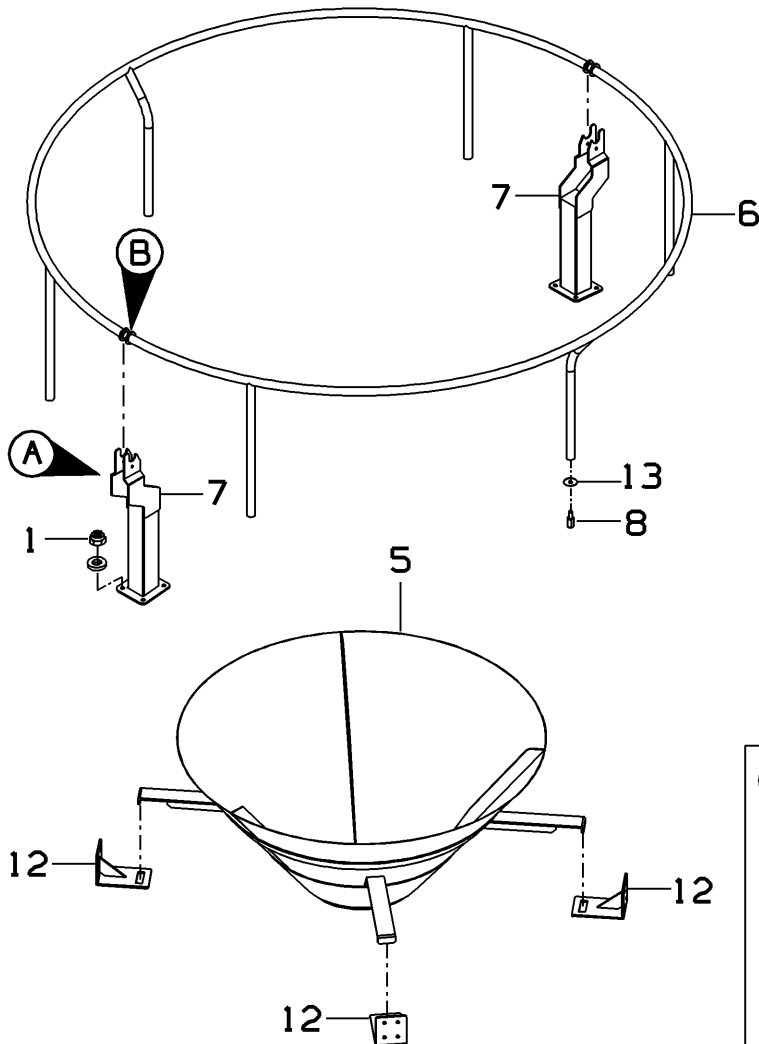
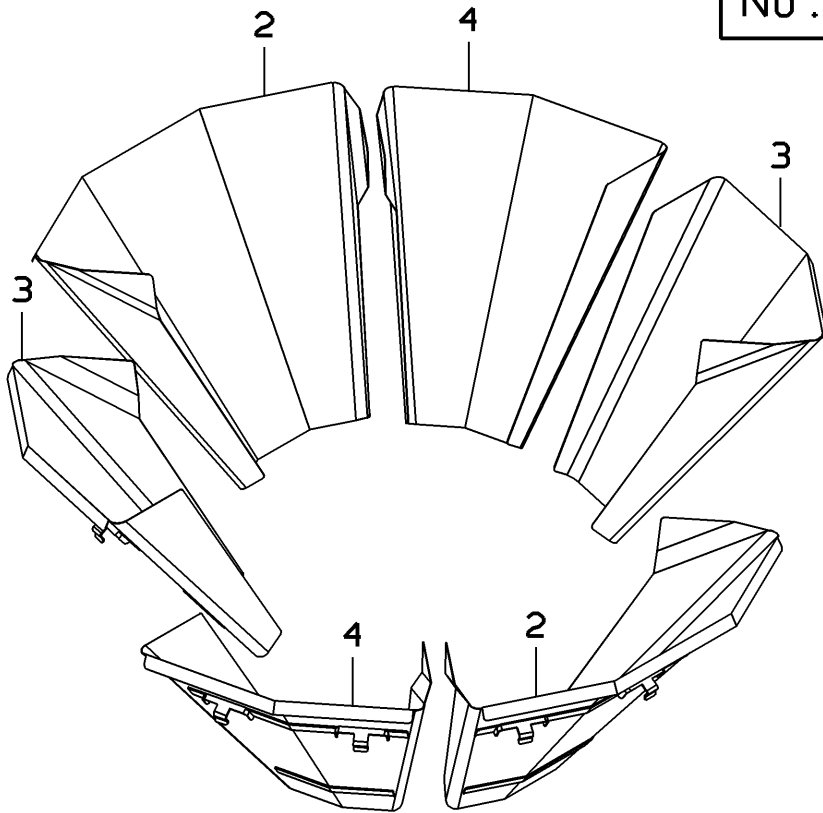


[Return to TOC](#)

UNIT NAME	HOPPER UNIT:WH:	DRAW NO.	4D-46728
-----------	-----------------	----------	----------

NO.	PART CODE	PART NAME	QUANTITY
●	000-149-3283-04	HOPPER UNIT:WH:	
1	000-060-5424-27	HOPPER:WH:	1
2	000-144-6954-04	GATE:WH:1	1
3	000-144-6957-05	GATE:WH:2	1
4	000-003-0626-12	LINK: :	2
5	000-005-1768-07	HEX BOLT: :	4
6	000-002-5806-08	BUSH: :	4
7	000-010-6834-01	COLLAR: :	4
8	000-101-5038-01	WASHER: :	4
9	000-104-3256-10	PIN: THREADED: :	4
10	000-007-1052-09	HEX BOLT: :	6
11	000-002-5807-01	BUSH: :	2
12	000-106-9624-13	COLLAR: STEP:	2
13	000-106-5687-13	SCREW: STEP:	2
14	000-105-1320-06	BUSH: :	6
15	000-144-1710-04	WASHER: BLIND:	4






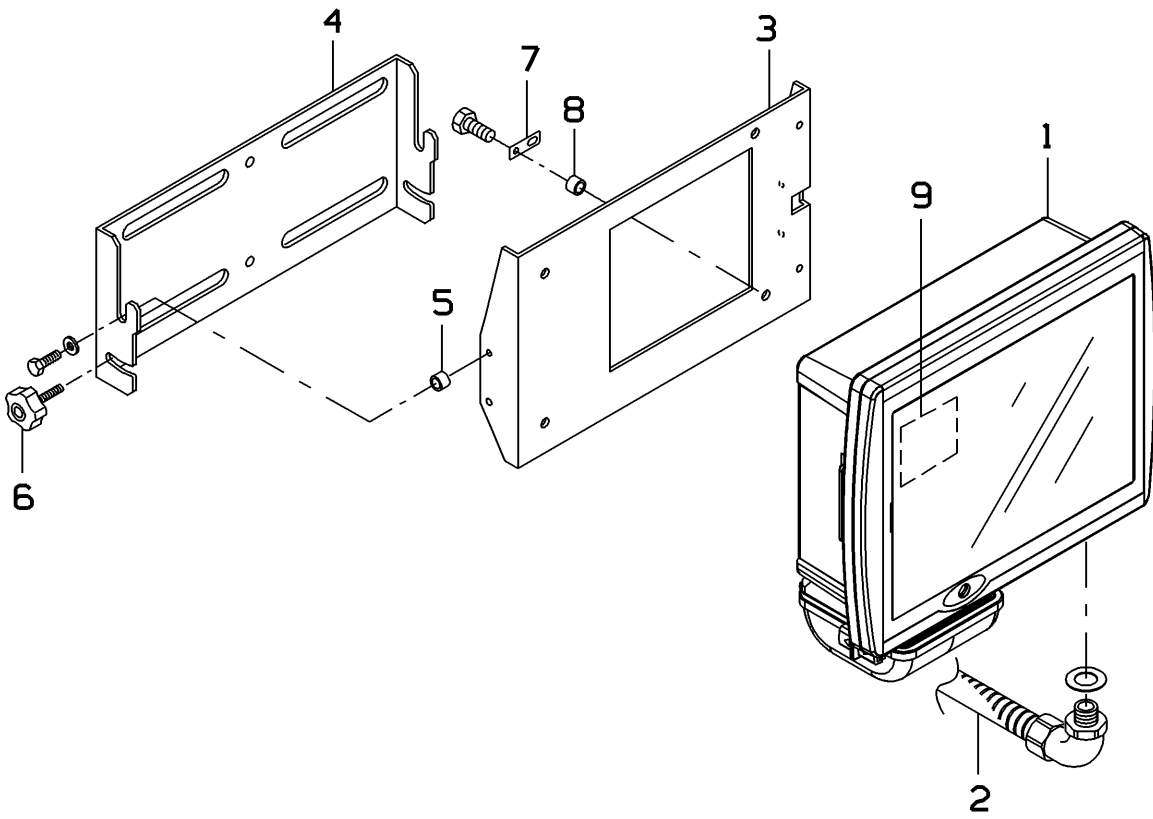
[Return to TOC](#)

UNIT NAME	CHUTE UNIT:DISCHARGE:	DRAW NO.	4D-46828
------------------	------------------------------	-----------------	----------

NO.	PART CODE	PART NAME	QUANTITY
●	000-149-6283-15	CHUTE UNIT:DISCHARGE:	
1	000-033-2708-00	LOCK NUT:U NUT:	24
2	000-061-7698-16	CHUTE:COLLECTION:	2
3	000-145-5158-00	CHUTE:COLLECTION:	2
4	000-145-5159-03	CHUTE:COLLECTION:	2
5	000-103-5672-07	CHUTE:DISCHARGE:	1
6	000-145-0345-01	BRACKET:CHUTE:	2
7	000-145-5261-02	BRACKET:RING:	2
8	000-149-3318-01	STOPPER: :	6
9	000-052-8464-04	THREADED ROD:ROUND:FF	2
10	000-052-8468-09	STOPPER:RING:	2
11	000-033-5601-06	CAP:PIPE:ROUND	4
12	000-144-7684-02	BRACKET:CHUTE:	4
13	000-149-3319-04	COLLAR: :	6



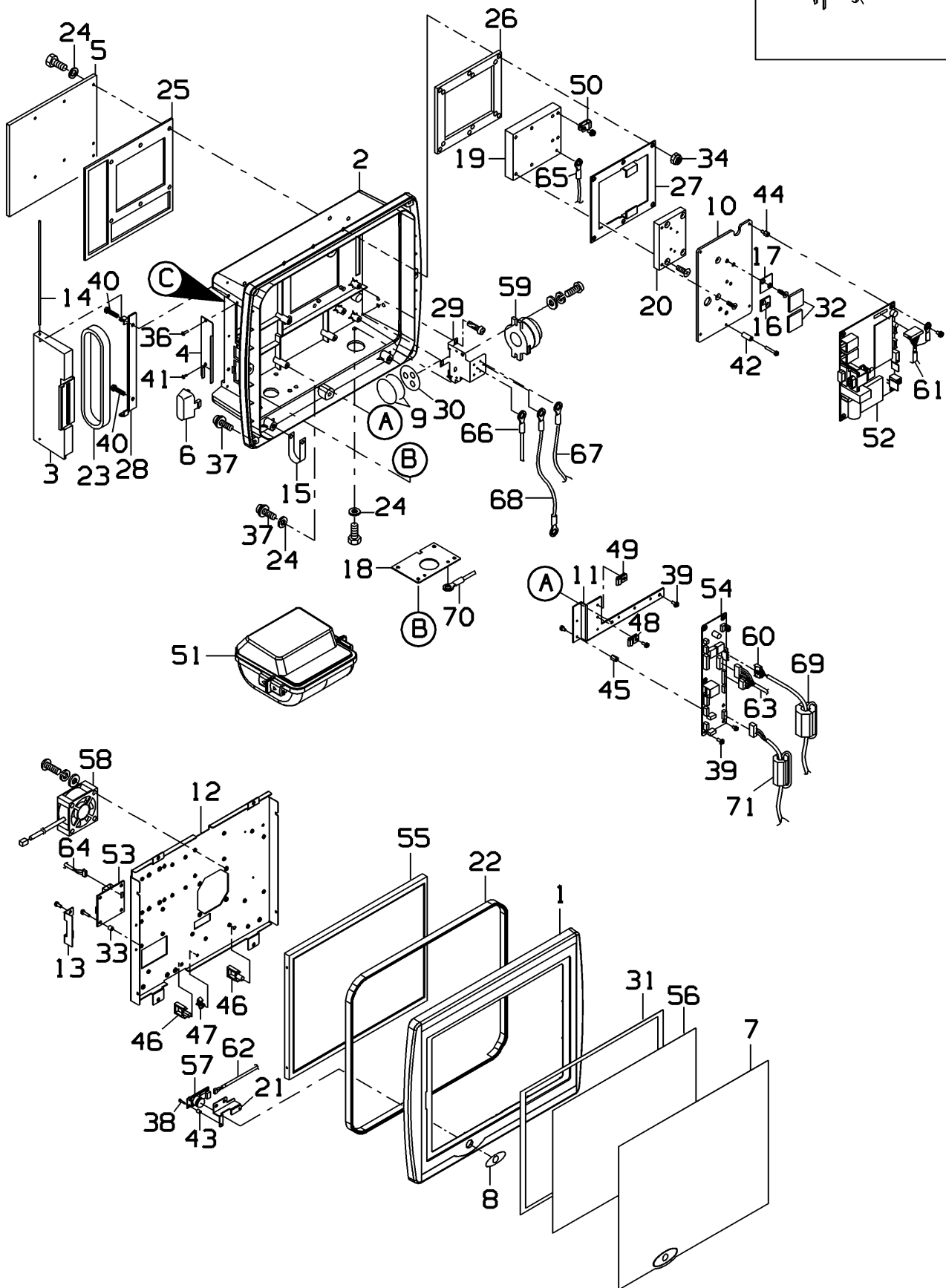
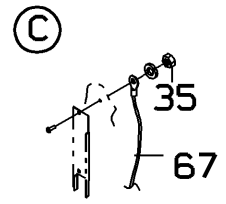
10 



UNIT NAME	REMOTE CONTROL BOX UNIT::	DRAW NO.	4D-45152
------------------	----------------------------------	-----------------	-----------------

NO.	PART CODE	PART NAME	QUANTITY
●	000-147-3921-02	REMOTE CONTROL BOX UNIT::	
1	000-145-4200-26	REMOTE CONTROL BOX AS::	1
2	000-147-4240-03	HARNES AS:RCU:FLEXIBLE	1
3	000-102-0576-25	BRACKET:REMOTE CONTROL:	1
4	000-102-0577-29	HANGER:REMOTE CONTROL:	1
5	000-064-9789-01	COLLAR::	2
6	000-000-1543-00	KNOB::SUPER KNOB	2
7	000-123-1778-11	PLATE A::	1
8	000-032-4383-03	COLLAR::	1
9	000-145-4237-07	OPTION UNIT:RCU:DF CAMERA	1
10	000-072-2454-03	FILTER:FERRITE CORE:	1

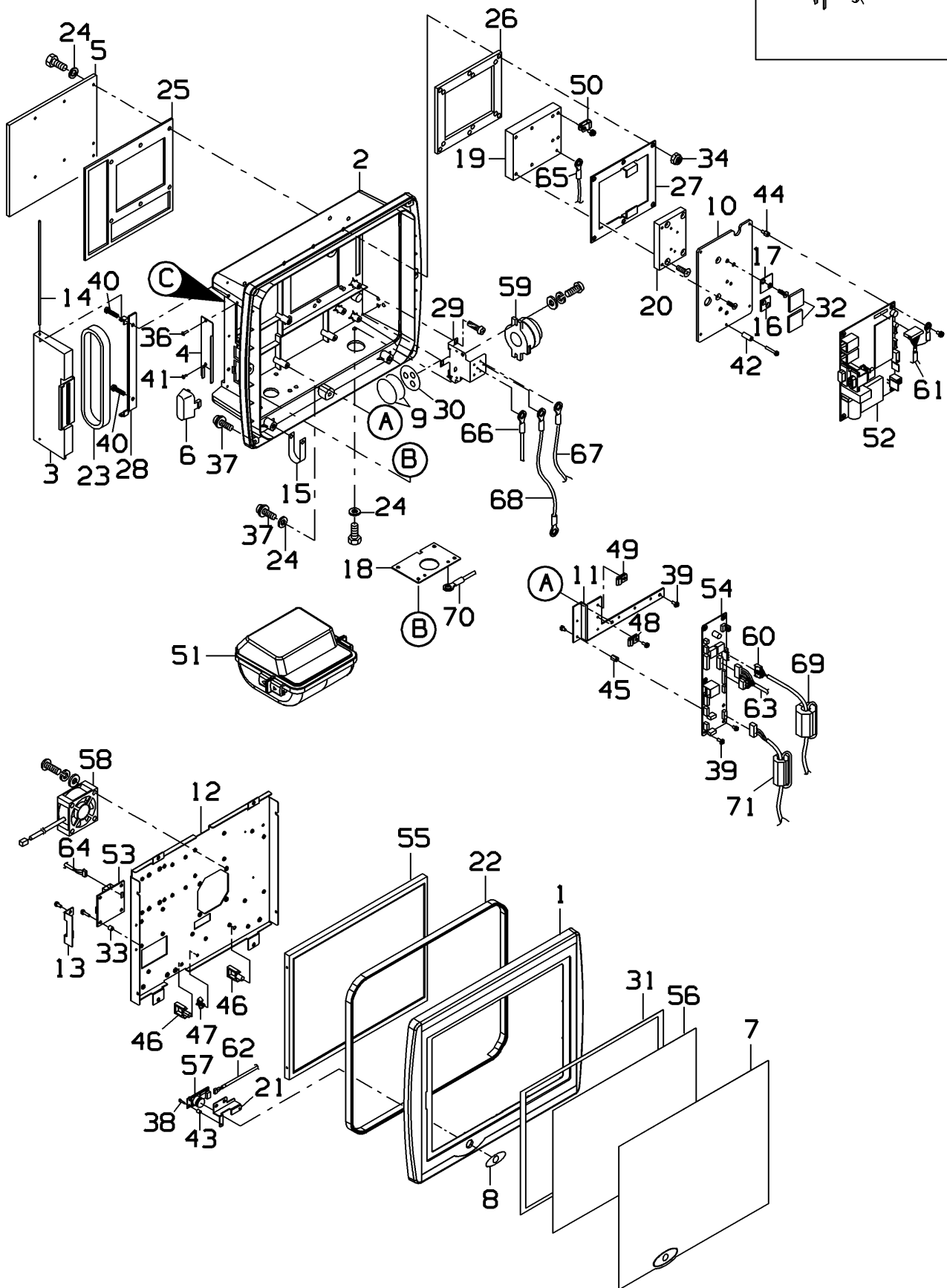
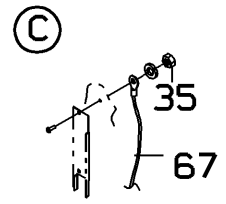




UNIT NAME	REMOTE CONTROL BOX AS::	DRAW NO.	4D-44372
-----------	-------------------------	----------	----------

NO.	PART CODE	PART NAME	QUANTITY
●	000-145-4200-26	REMOTE CONTROL BOX AS::	
1	000-101-1063-00	COVER:FRONT:	1
2	000-101-1075-13	COVER:REAR:	1
3	000-101-1073-07	COVER:CARD:	1
4	000-143-2832-12	COVER:USB:	1
5	000-144-2970-28	COVER::	1
6	000-101-1074-01	CAP::	1
7	000-146-0547-04	SHEET:DISPLAY:	1
8	000-102-0463-01	SHEET:DISPLAY:WINDOW	1
9	100-007-0696-00	SHEET:MICRO-TEX:	2
10	000-144-2967-17	CHASSIS::	1
11	000-144-5441-16	BRACKET::	1
12	000-143-2829-28	CHASSIS:COLOR LCD:	1
13	000-144-5494-13	BRACKET::	1
14	000-101-4840-08	SHAFT::	1
15	000-102-0684-15	PLATE A::	2
16	000-144-2971-03	PLATE A::	1
17	000-144-2972-07	PLATE A::	2
18	000-101-4831-04	PLATE B::	1
19	000-101-4836-02	BLOCK A::	1
20	000-144-2969-05	BLOCK A::	1
21	000-143-2721-01	BASE:CAMERA:	1
22	000-101-4848-07	GASKET:CASE:	1
23	000-101-4853-06	GASKET:MEMORY CARD:	1
24	000-003-8286-00	GASKET::SEAL WASHER	9
25	000-105-3663-01	GASKET:HEAT SINK:	1
26	000-100-6943-08	GASKET:REMOTE CONTROL:	1
27	000-100-6947-02	BRACKET::	1
28	000-101-4839-03	BRACKET:COVER:	1
29	000-145-0398-09	BRACKET:BUZZER:	1
30	000-063-5680-08	TAPE::TWO SIDED	1
31	000-106-2688-07	TAPE::BOTH FACES	1
32	000-144-5019-08	SHEET:THERMAL:CPU	3
33	000-000-0390-03	COLLAR::SPACER	4
34	000-002-2277-07	HEX NUT:T2:W/NYLON LOCK	6
35	000-144-8384-09	HEX NUT:T1:	1

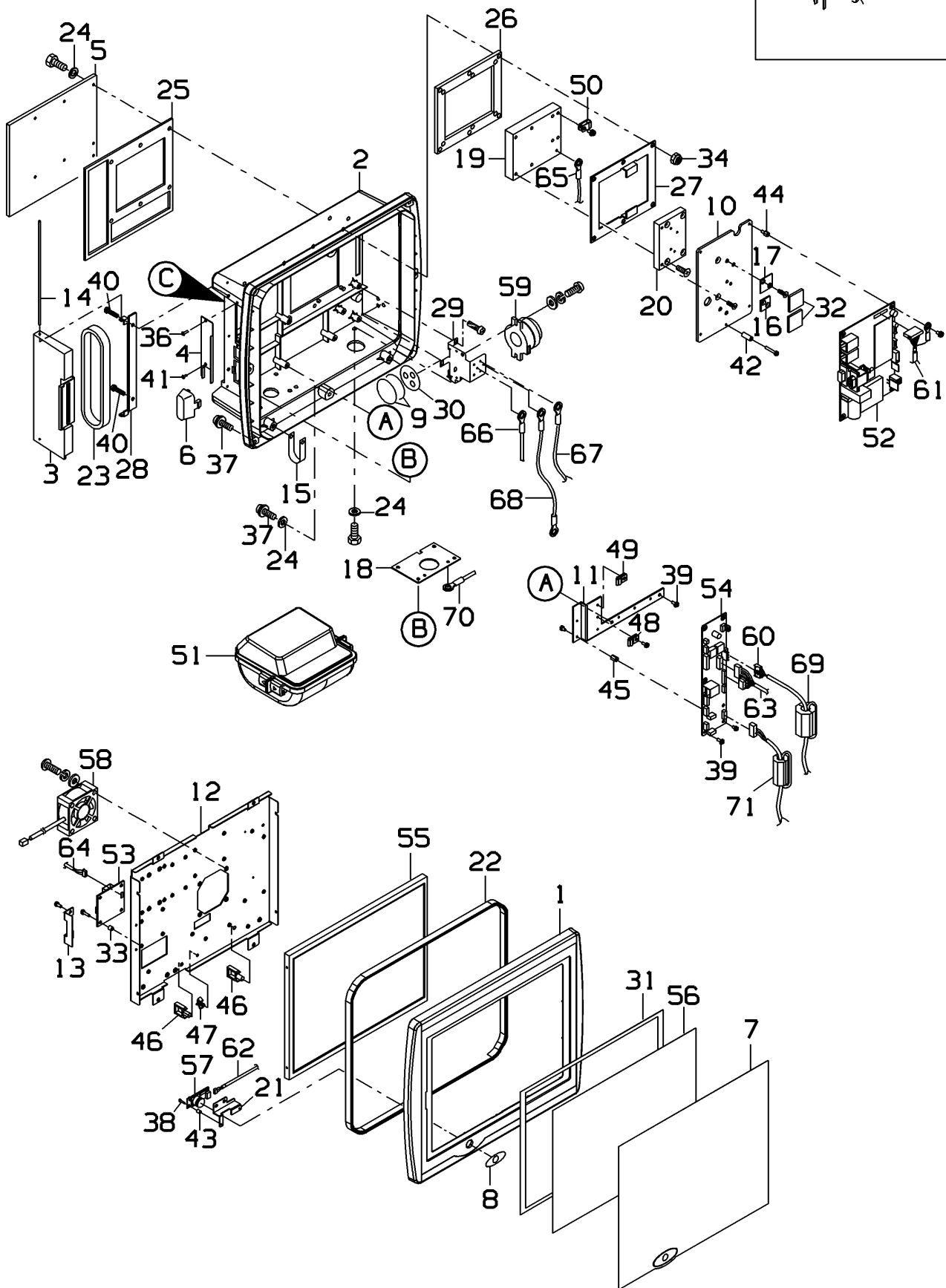
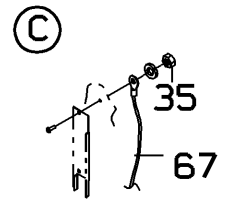


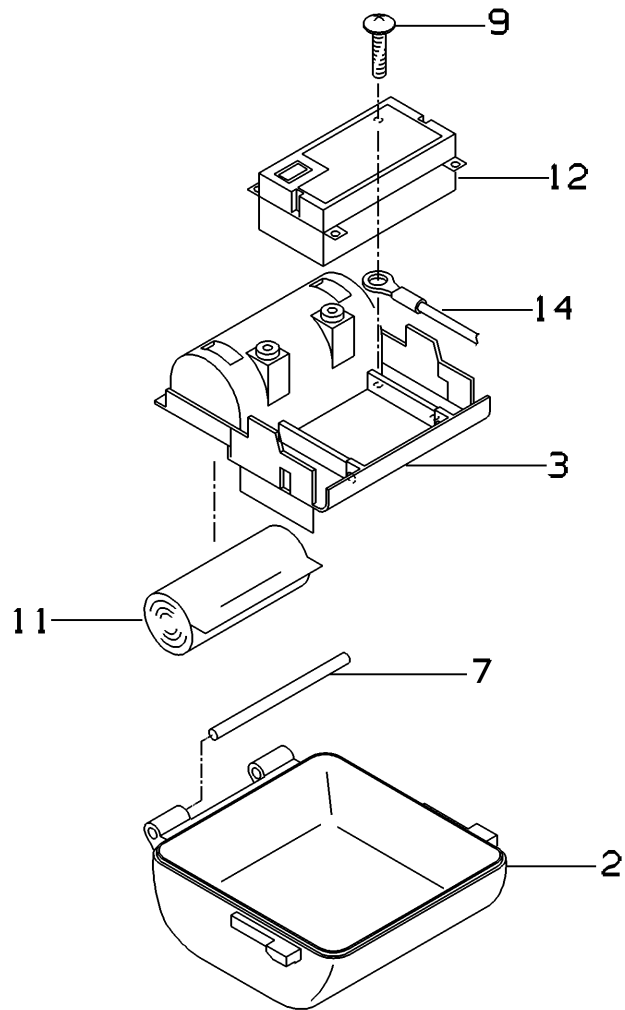
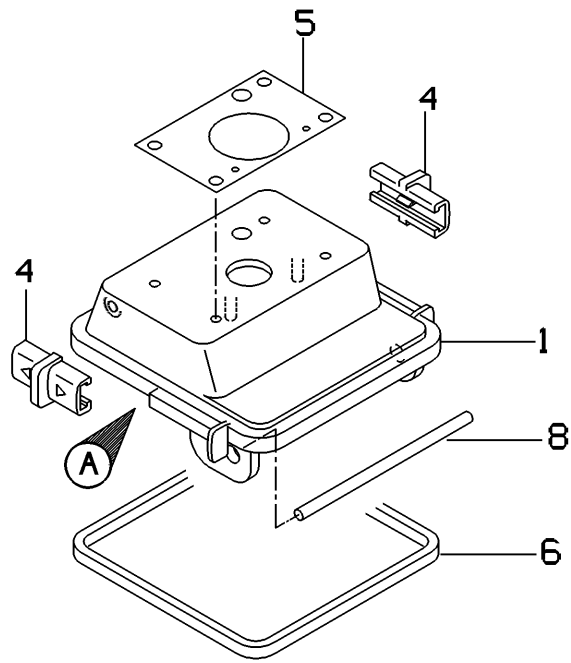
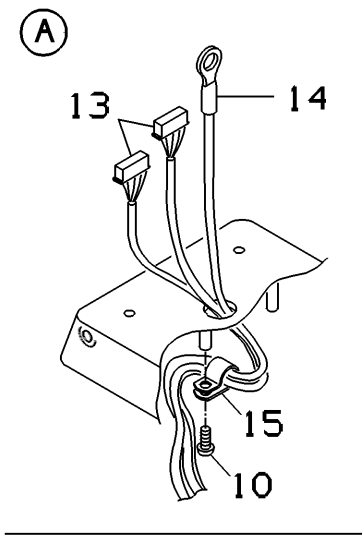


UNIT NAME	REMOTE CONTROL BOX AS::	DRAW NO.	4D-44372
-----------	-------------------------	----------	----------

NO.	PART CODE	PART NAME	QUANTITY
●	000-145-4200-26	REMOTE CONTROL BOX AS::	
36	000-144-8385-02	SCREW:CROSS PAN HEAD:	1
37	000-064-1585-00	SCREW:CROSS PAN HEAD:BWA S2P2	8
38	000-067-6501-07	SCREW:CROSS PAN HEAD:	2
39	000-144-8386-06	TP TAPPING SCREW::	8
40	000-050-2021-01	TAPPING SCREW:CROSS TRUSS:T2	2
41	000-144-8387-00	TAPPING SCREW:CROSS PAN HEAD:	1
42	000-041-5641-00	PWB ACCESSORY:SPACER:	1
43	000-098-0061-08	PWB ACCESSORY:SPACER:	2
44	000-130-2116-07	PWB ACCESSORY:CARD SPACER:	4
45	000-058-3486-01	PWB ACCESSORY:SPACER:	2
46	000-030-1122-02	ACCESSORY:CLAMP:LWS CLAMP	2
47	000-052-3187-04	ACCESSORY:CLAMP:YMC CLAMP	1
48	000-051-9489-03	ACCESSORY:CLAMP:SHIELD	2
49	000-051-9490-08	ACCESSORY:CRAMP:SHIELD	1
50	000-000-4755-03	ACCESSORY:CLAMP:NYLON CLAMP	1
51	000-145-4207-17	PRINTER BOX AS::	1
52	100-000-3640-02	PWB AS:WEB RCU:	1
53	000-144-5021-07	PWB:P-5661:-1	1
54	000-144-5022-01	PWB:P-5662:-1	1
55	100-035-2327-00	DISPLAY:LCD:TFT	1
56	100-022-0274-00	TOUCH PANEL:ANALOG:	1
57	100-047-3451-00	CAMERA:CMOS:COLLAR	1
58	000-144-8157-01	FAN AS::	1
59	000-144-8158-05	BUZZER AS::	1
60	000-144-8159-08	HARNESS:C2:+12V	1
61	000-145-4196-10	HARNESS:C3:LCD	1
62	000-145-4197-02	HARNESS:C2:USB	1
63	000-145-4198-06	HARNESS:C4:TP-IF	1
64	000-145-4199-10	HARNESS:C2:BL-IF	1
65	000-145-4202-08	HARNESS:S2:EARTH	1
66	000-145-4203-02	HARNESS:S2:EARTH	2
67	000-145-4204-05	HARNESS:S2:EARTH	1
68	000-145-4206-02	HARNESS:C2:EARTH	1
69	000-047-9062-11	FILTER:FERRITE:	1
70	000-145-7014-05	HARNESS:S2:EARTH	1



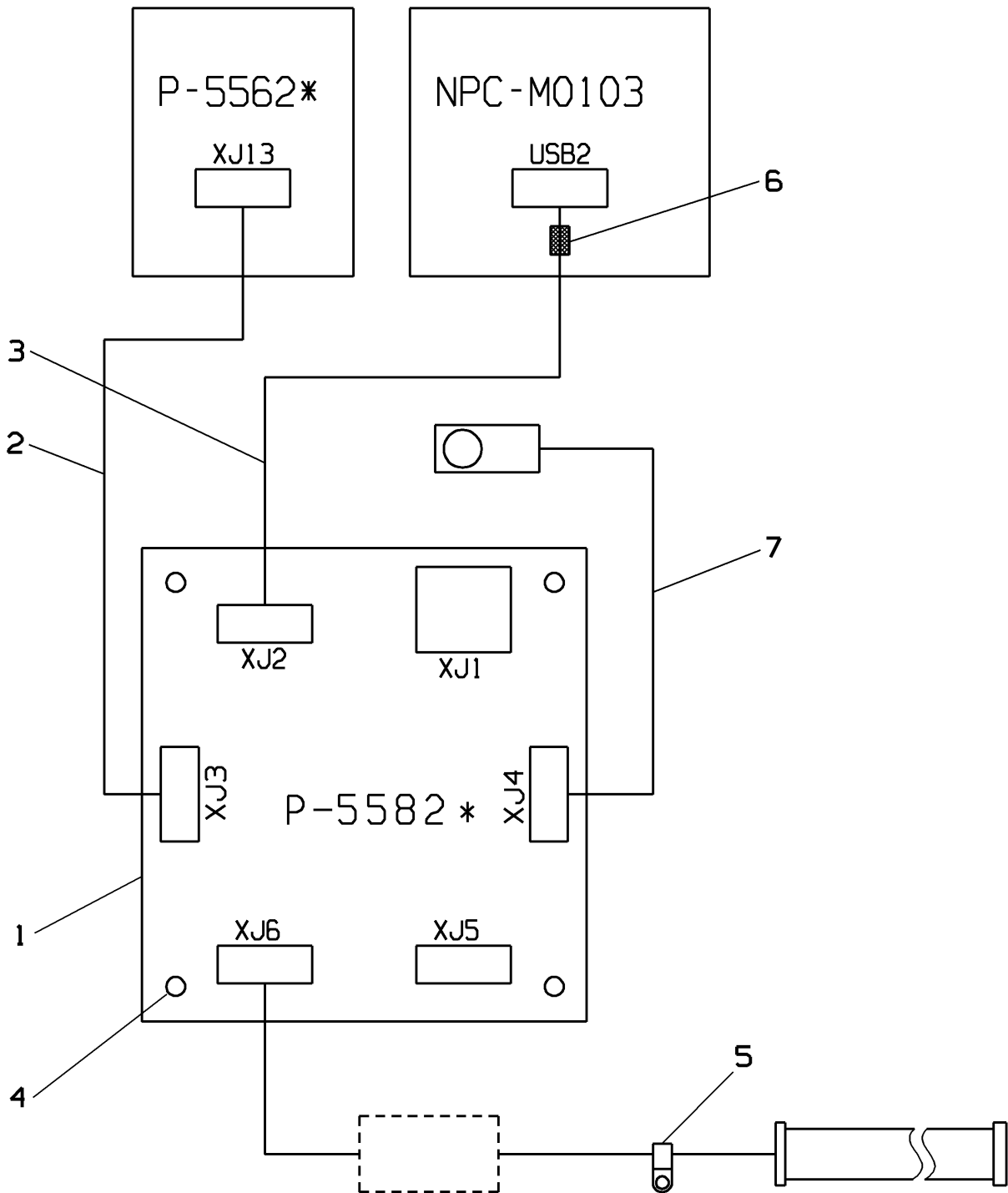




UNIT NAME	PRINTER BOX AS::	DRAW NO.	4D-31474
-----------	------------------	----------	----------

NO.	PART CODE	PART NAME	QUANTITY
●	000-145-4207-17	PRINTER BOX AS::	
1	000-101-4669-07	CASE:PRINTER:	1
2	000-101-1266-09	COVER:PRINT PAPER:	1
3	000-101-4667-00	COVER:PRINTER:	1
4	000-101-1265-05	CATCH:SLIDER:	2
5	000-101-4838-00	GASKET:PRINTER:	1
6	000-100-6895-02	GASKET:PRINT PAPER:	1
7	000-049-8345-06	SHAFT:FULCRUM:PRINTER	1
8	000-101-4837-15	SHAFT:FULCRUM:PRINTER	1
9	000-145-4239-04	TAPPING SCREW:CROSS PAN HEAD:	4
10	000-144-8386-06	TP TAPPING SCREW::	1
11	000-061-0403-00	PAPER:THERMAL:	1
12	100-040-2723-00	PRINTER:THERMAL:WITH IF BOARD	1
13	000-145-7011-04	HARNESS:S2:PRINTER I/F	1
14	000-145-4204-05	HARNESS:S2:EARTH	1
15	000-000-4753-06	ACCESSORY:CLAMP:NYLON CLAMP	1

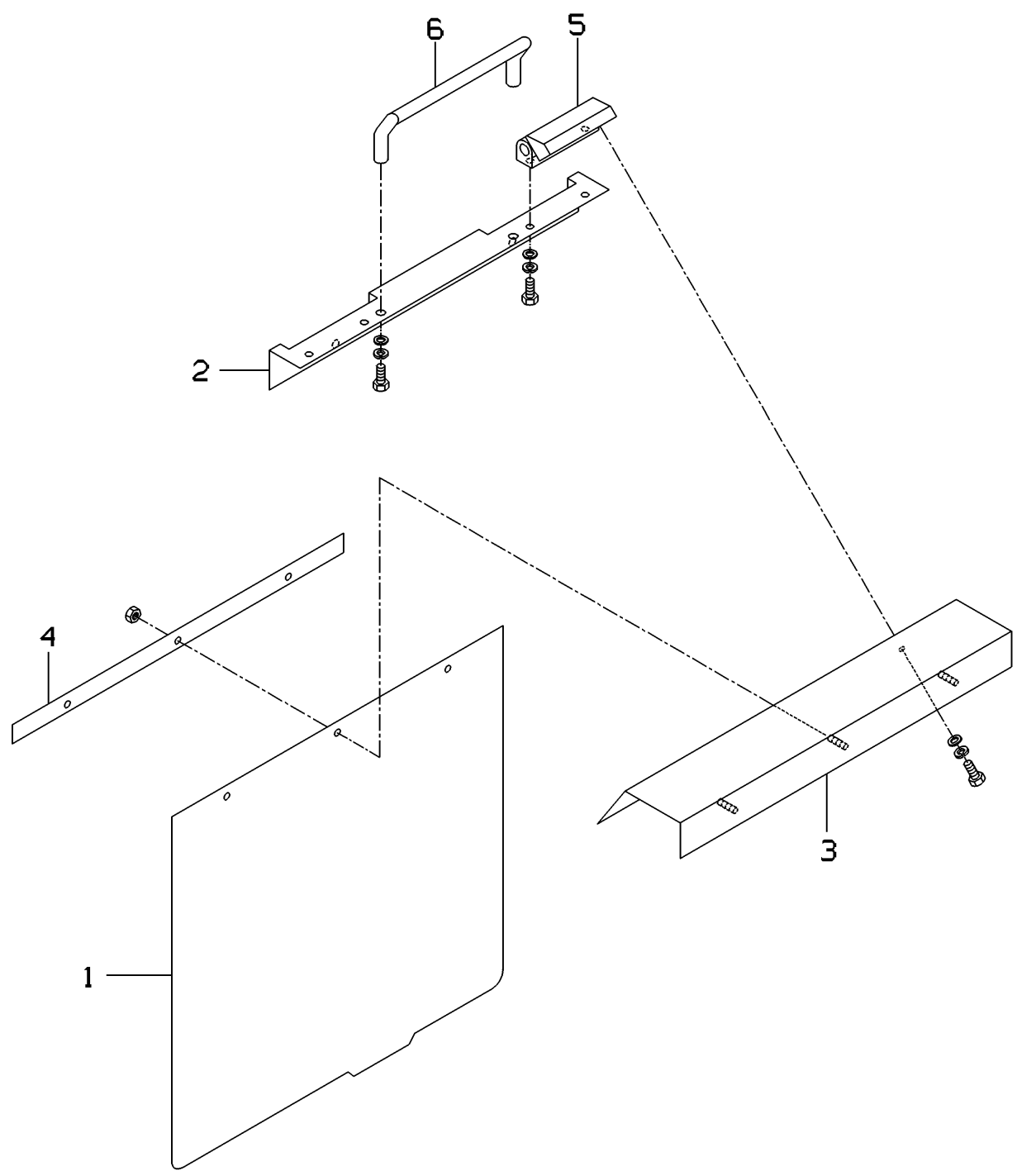




UNIT NAME	OPTION UNIT:RCU:DF CAMERA	DRAW NO.	4D-45156
-----------	---------------------------	----------	----------

NO.	PART CODE	PART NAME	QUANTITY
●	000-145-4237-07	OPTION UNIT:RCU:DF CAMERA	
1	000-151-8050-03	PWB:P-5582:A-1	1
2	000-145-4236-04	HARNESS:C2:CAMERA	1
3	000-145-4235-01	HARNESS:C2:CAMERA	1
4	000-000-0390-03	COLLAR::SPACER	4
5	000-051-9489-03	ACCESSORY:CLAMP:SHIELD	1
6	000-044-2730-09	FILTER:FERRITE:	1
7	000-145-4233-03	HARNESS:C2:CAMERA	1



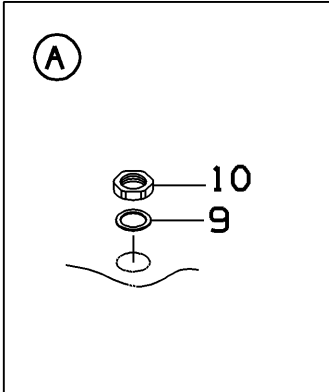
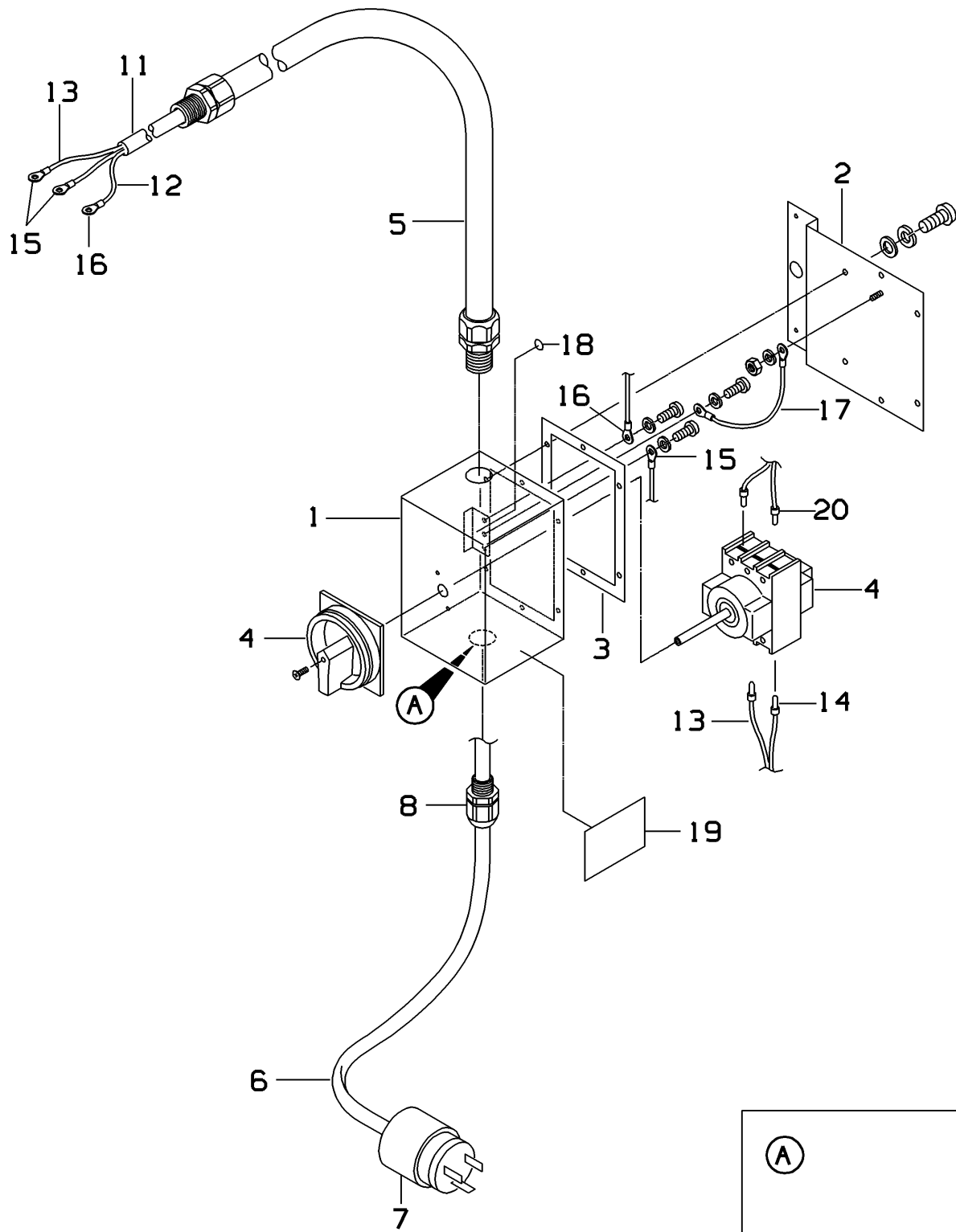


[Return to TOC](#)

UNIT NAME	COVER UNIT:REMOTE CONTROL:	DRAW NO.	4D-32300
-----------	----------------------------	----------	----------

NO.	PART CODE	PART NAME	QUANTITY
●	000-107-4601-09	COVER UNIT:REMOTE CONTROL:	
1	000-105-8664-11	COVER:REMOTE CONTROL:	1
2	000-105-8666-19	BRACKET::	1
3	000-105-8665-06	BRACKET::	1
4	000-105-8667-03	PLATE A::	1
5	000-033-3003-01	HINGE::	2
6	000-022-6998-01	HANDLE::	1

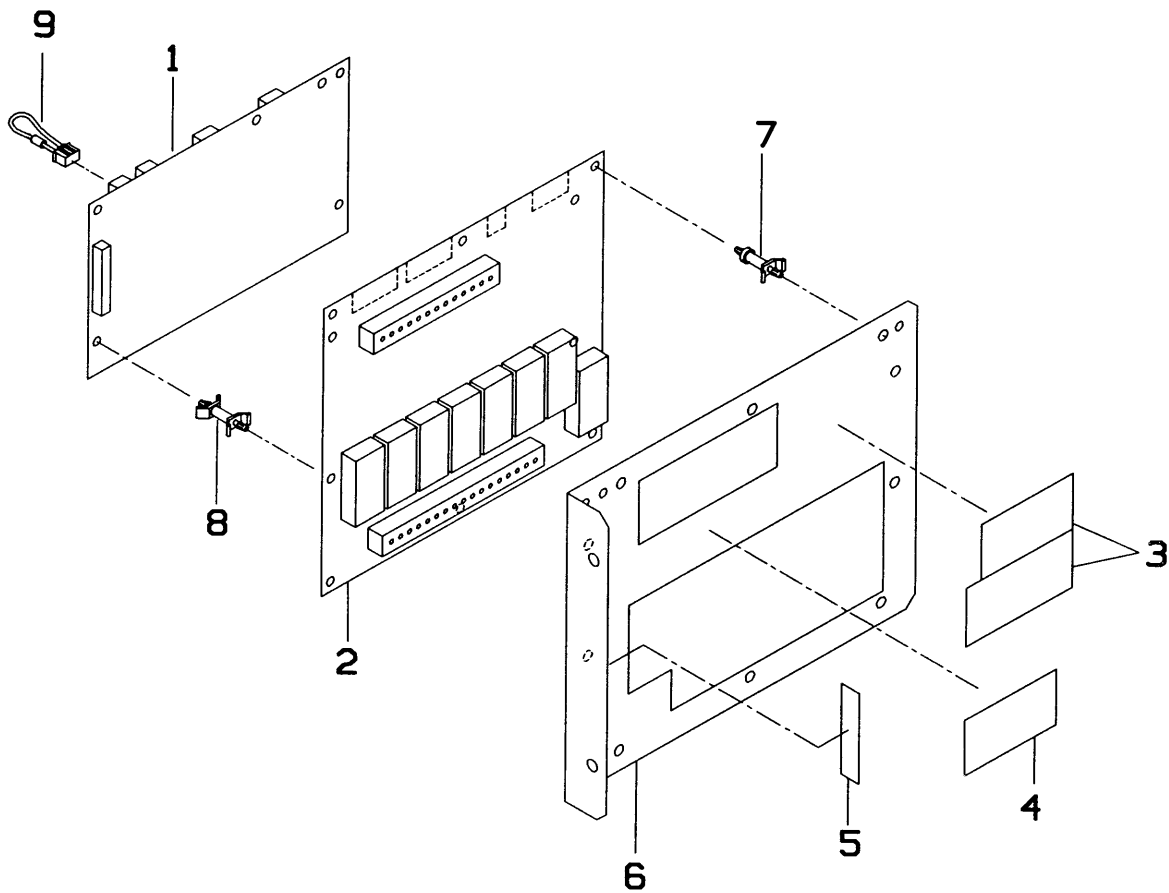


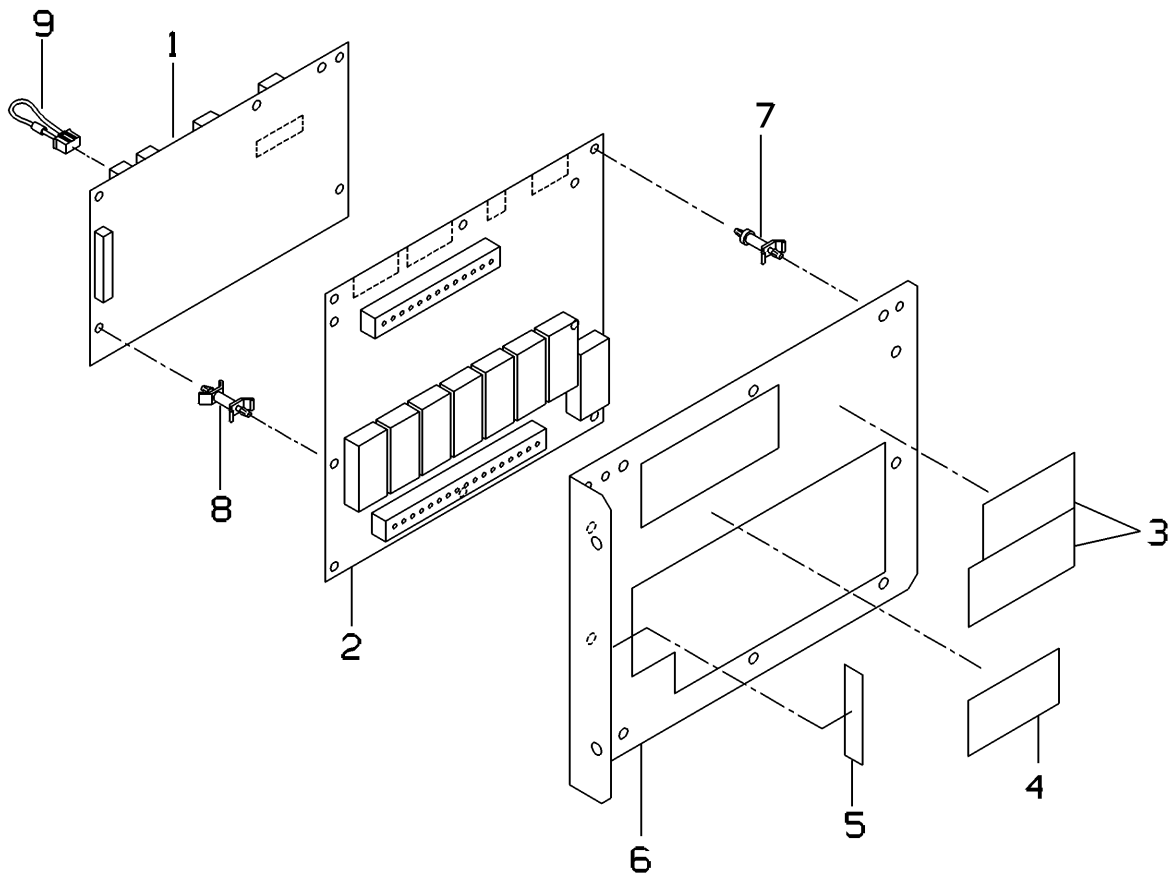


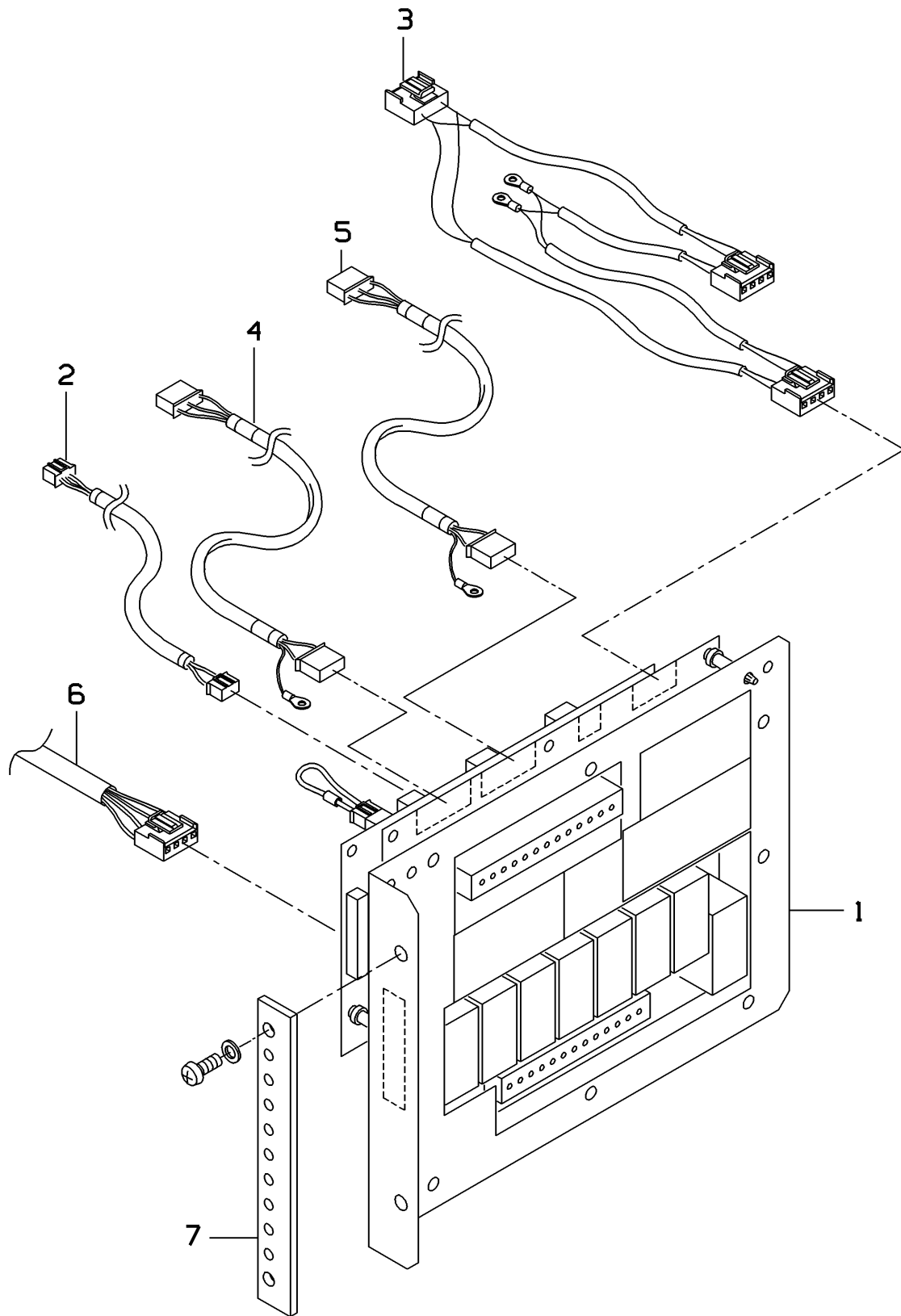
UNIT NAME	SWITCH UNIT:EMERGENCY:	DRAW NO.	4D-35511
-----------	------------------------	----------	----------

NO.	PART CODE	PART NAME	QUANTITY
●	000-147-6179-07	SWITCH UNIT:EMERGENCY:	
1	000-129-5463-08	BOX:POWER SUPPLY:	1
2	000-129-5464-01	CRANK PLATE B::	1
3	000-129-5465-04	GASKET::	1
4	000-061-4767-00	SWITCH:ROTARY:	1
5	000-061-4763-05	TUBE AS::	1
6	000-078-0398-04	CABLE:CABTYRE:VINYL	5
7	000-061-4795-04	CONNECTOR:CODE:LOCKING	1
8	000-074-7560-08	ACCESSORY:BUSH:SKINTOP	1
9	000-074-7561-01	ACCESSORY:PACKING:	1
10	000-074-7609-06	ACCESSORY:LOCK NUT:	1
11	000-018-8769-07	TUBE:VINYL:UL/CSA	1
12	000-061-9322-04	CABLE:SINGLE WIRE:VINYL	6
13	000-009-5974-01	CABLE::VINYL	11
14	000-125-1143-11	TERMINAL:H:SLEEVE	2
15	000-140-8628-08	TERMINAL:ROUND:	2
16	000-140-8629-01	TERMINAL:ROUND:	3
17	000-147-6174-09	HARNESS:S2:EARTH	1
18	000-097-8992-16	NAME PLATE::	1
19	000-097-8993-10	NAME PLATE:SPECIFICATION:	1
20	000-056-3701-08	TERMINAL:H:SLEEVE	2

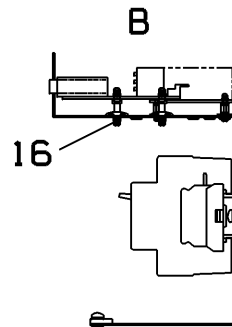
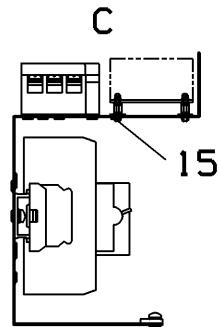
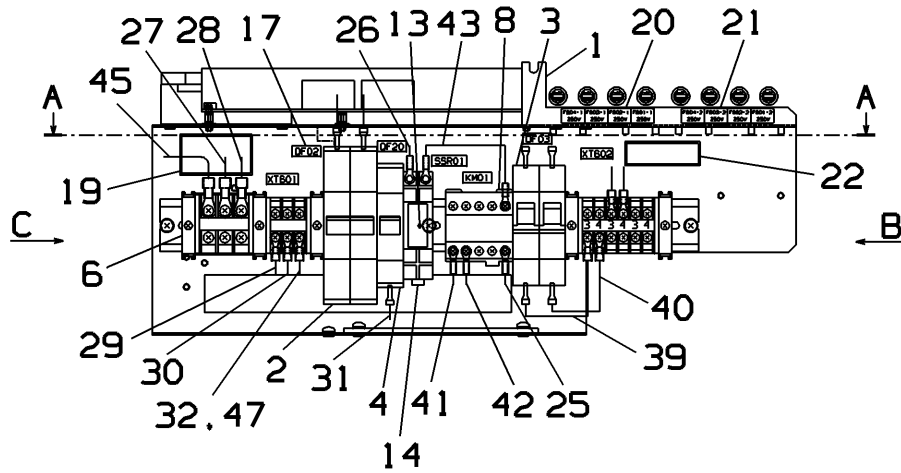
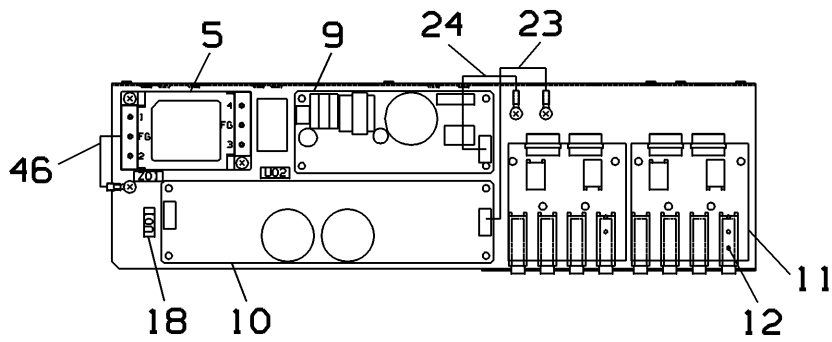
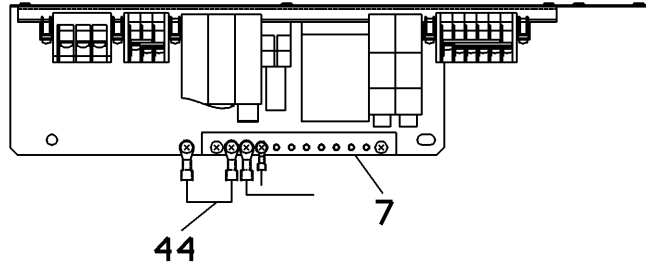




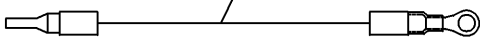




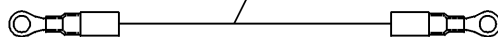
A-A



33, 34



35~38

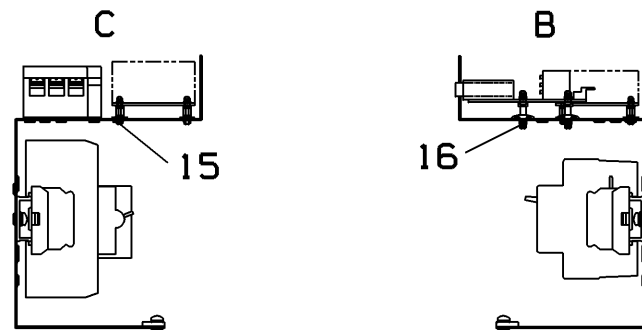
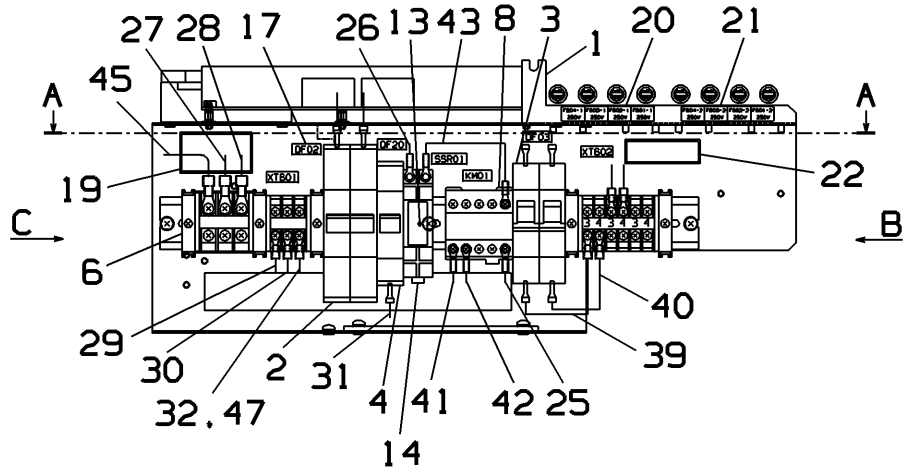
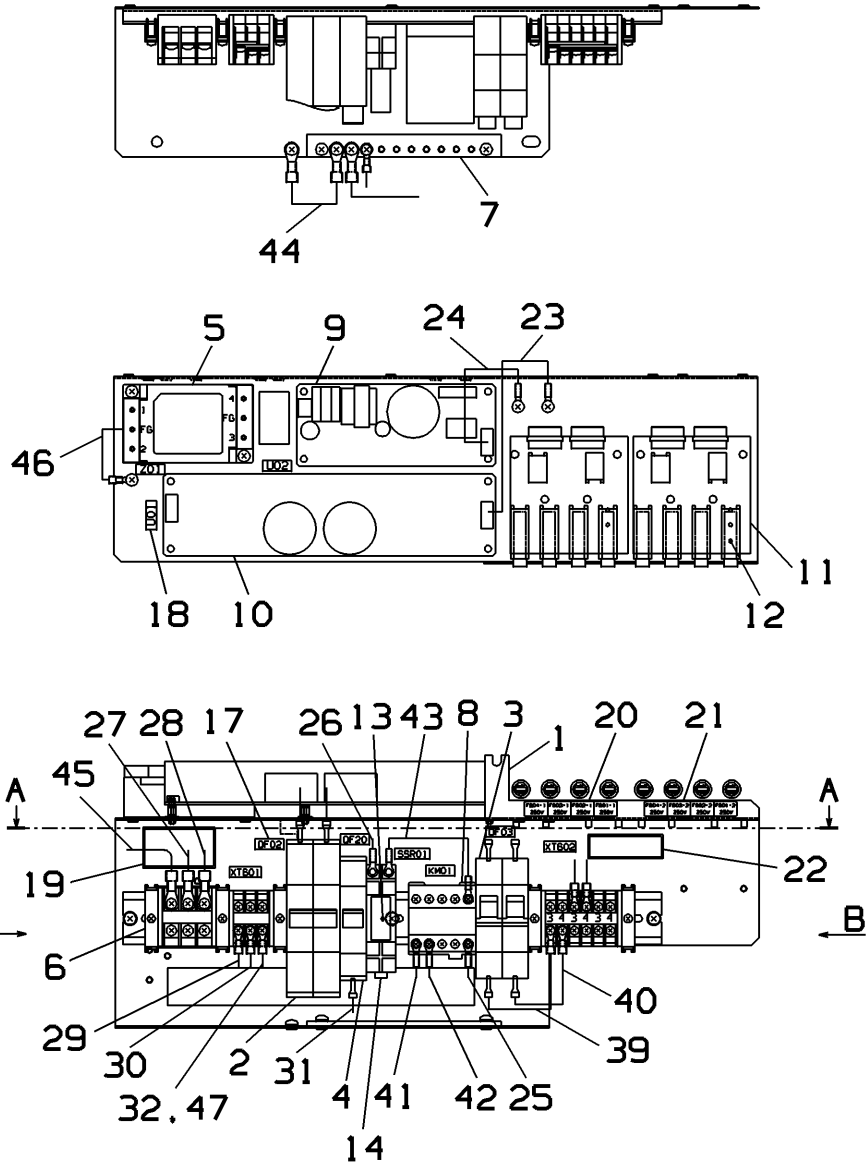


UNIT NAME	PS-0 UNIT::	DRAW NO.	4D-60959
------------------	--------------------	-----------------	-----------------

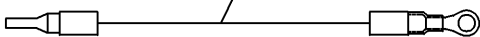
NO.	PART CODE	PART NAME	QUANTITY
●	000-144-8145-06	PS-0 UNIT::	
1	000-101-9217-80	CHASSIS:PS-0:	1
2	000-118-3850-01	BREAKER: :	1
3	000-114-6184-06	BREAKER:CIRCUIT:	1
4	000-114-7771-06	BREAKER:CIRCUIT:	1
5	000-139-9258-03	FILTER:NOISE:	1
6	000-108-7062-18	TERMINAL AS:BLOCK:	1
7	000-055-1211-06	TERMINAL:BLOCK:CAL	1
8	000-135-6828-06	E.M. CONTACTOR::	1
9	000-046-3180-09	POWER SUPPLY:SWITCHING:	1
10	000-048-7575-05	POWER SUPPLY:SWITCHING:	1
11	000-064-3942-04	PWB:P-5507:-1	2
12	000-093-9145-03	FUSE:GLASS TUBE:FAST BLOW	8
13	000-072-0430-07	RELAY:SOLID STATE:	1
14	000-012-8442-06	SOCKET:COMMON:	1
15	000-046-3181-11	PWB ACCESSORY:CARD SPACER:	8
16	000-000-1801-01	PWB ACCESSORY:CARD SPACER:	8
17	000-055-7115-02	NAME PLATE::	1
18	000-055-7116-06	NAME PLATE::	1
19	000-035-2071-06	NAME PLATE:VOLT CAUTION:	1
20	000-059-8228-02	NAME PLATE:FUSE:	1
21	000-059-8229-06	NAME PLATE:FUSE:	1
22	000-053-1735-05	NAME PLATE:FUSE:	1
23	000-145-0488-02	HARNESS:C4:PS-RCU	1
24	000-145-0489-05	HARNESS:C3:PS-RELAY	1
25	000-145-0490-10	HARNESS:C3:PS FEEDER	1
26	000-145-0899-09	HARNESS:C3:JUNCTION	1
27	000-145-0887-03	HARNESS:C2:POWER SUPPLY	1
28	000-145-0888-07	HARNESS:C2:POWER SUPPLY	1
29	000-145-0889-01	HARNESS:C2:POWER SUPPLY	1
30	000-145-0890-05	HARNESS:C2:POWER SUPPLY	1
31	000-145-0891-09	HARNESS:C2:POWER SUPPLY	1
32	000-145-0892-02	HARNESS:S2:POWER SUPPLY	1
33	000-145-0893-06	HARNESS:C2:POWER SUPPLY	1
34	000-145-0894-00	HARNESS:C2:POWER SUPPLY	1
35	000-145-0482-09	HARNESS:S2:POWER SUPPLY	1



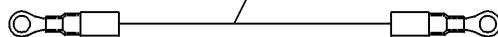
A-A



33, 34



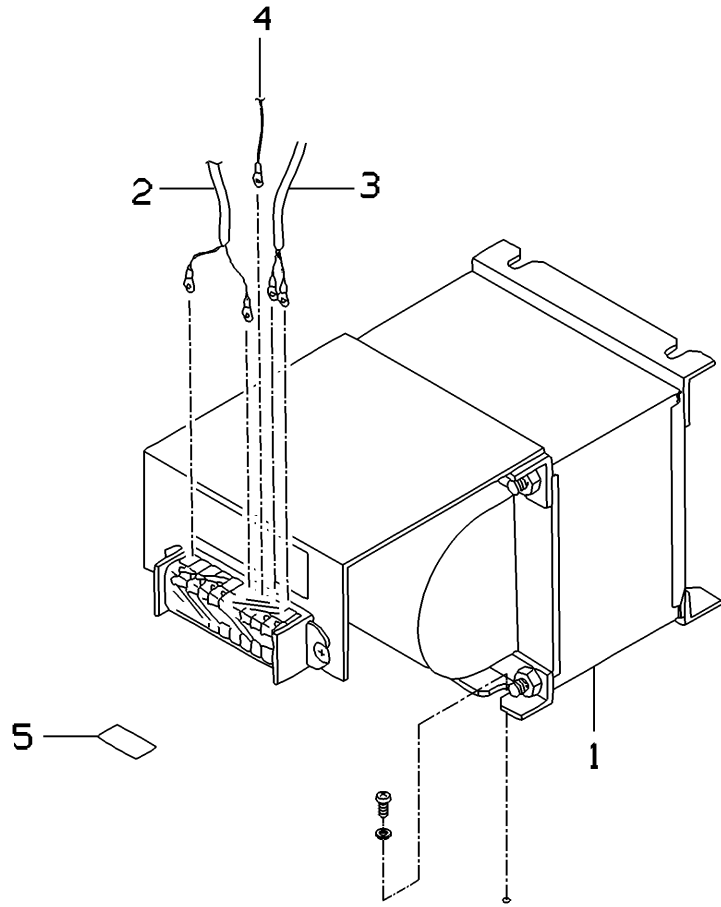
35~38

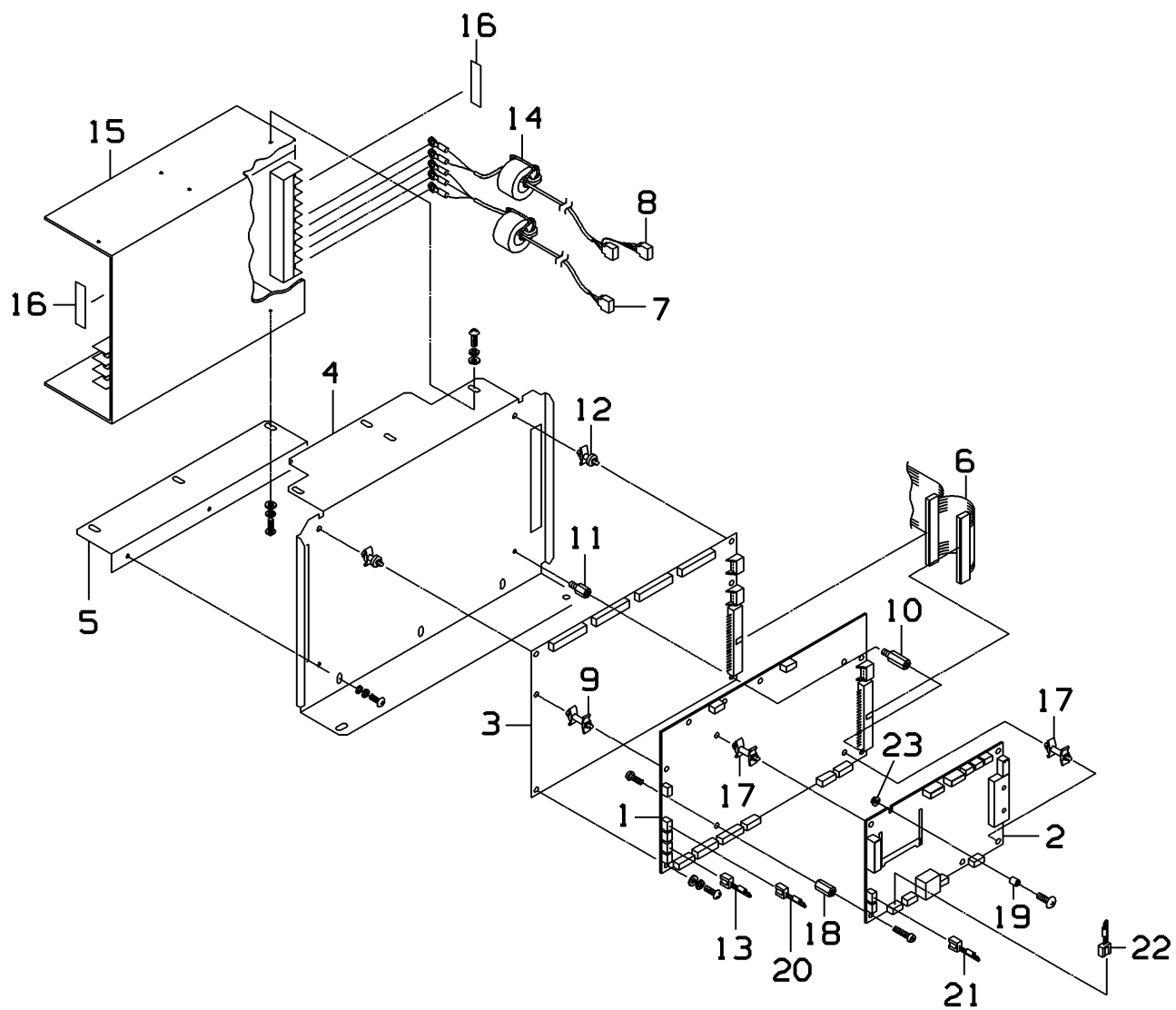


UNIT NAME	PS-0 UNIT::	DRAW NO.	4D-60959
-----------	-------------	----------	----------

NO.	PART CODE	PART NAME	QUANTITY
●	000-144-8145-06	PS-0 UNIT::	
36	000-145-0483-02	HARNESS:S2:POWER SUPPLY	1
37	000-145-0484-06	HARNESS:S2:POWER SUPPLY	1
38	000-145-0485-00	HARNESS:S2:POWER SUPPLY	1
39	000-145-0895-03	HARNESS:C2:POWER SUPPLY	1
40	000-145-0896-07	HARNESS:C2:POWER SUPPLY	1
41	000-145-0897-01	HARNESS:C2:POWER SUPPLY	2
42	000-145-0898-04	HARNESS:C2:POWER SUPPLY	2
43	000-145-0913-07	HARNESS:S2:SSR	1
44	000-144-8418-01	HARNESS:S2:EARTH	1
45	000-145-0477-00	HARNESS:S2:EARTH	1
46	000-144-6045-09	HARNESS:S2:EARTH	1
47	000-145-0480-01	HARNESS:S2:EARTH	1



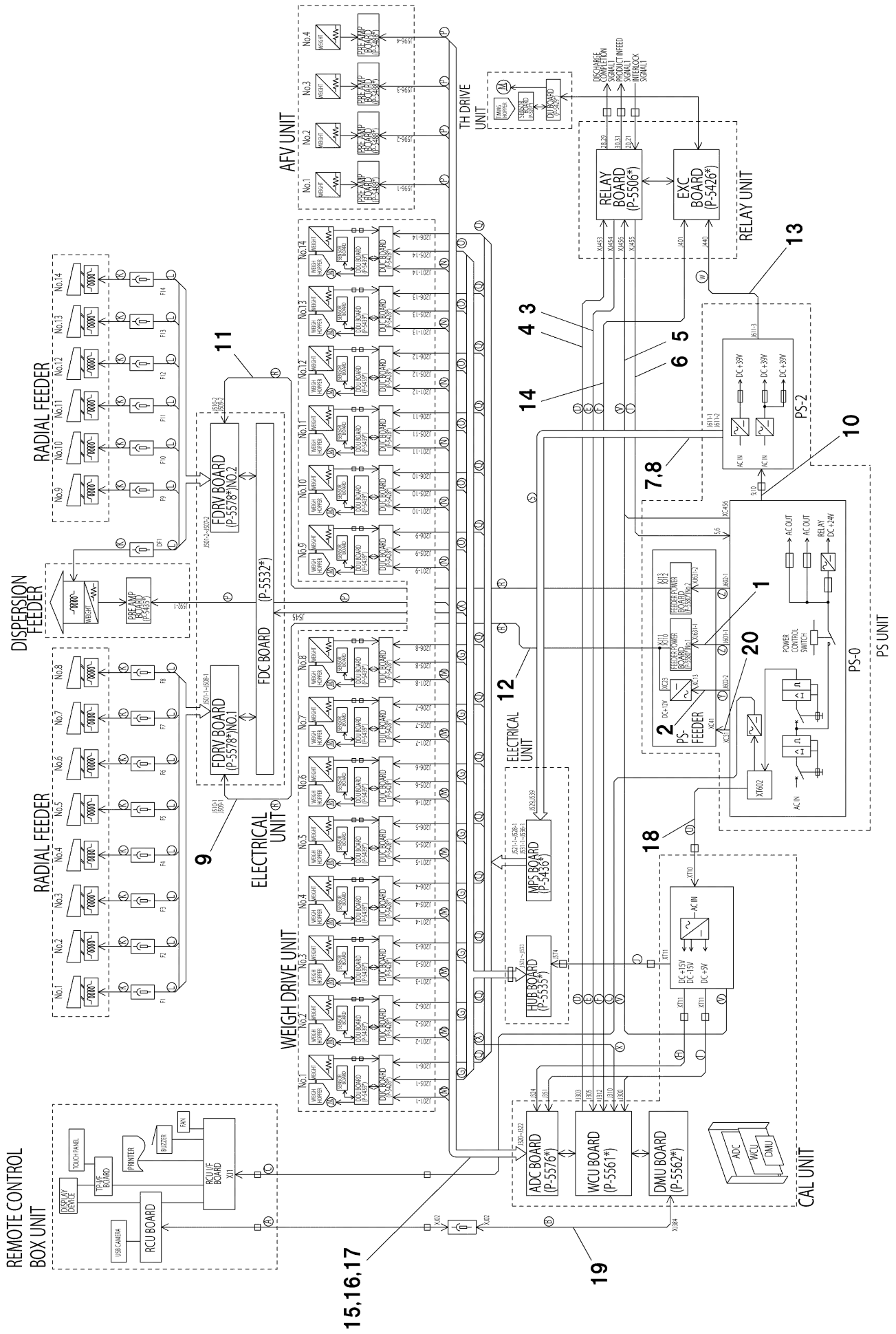




UNIT NAME	CAL UNIT::	DRAW NO.	4D-45141
------------------	-------------------	-----------------	-----------------

NO.	PART CODE	PART NAME	QUANTITY
●	000-144-8144-04	CAL UNIT::	
1	100-026-4466-02	PWB:P-5561:D-1	1
2	100-029-9938-02	PWB:P-5562:D-2	1
3	000-107-8771-16	PWB:P-5576:B-3	1
4	000-060-5089-31	CHASSIS:CAL:1	1
5	000-061-0304-13	CHASSIS:CAL:2	1
6	000-145-0478-03	HARNESSES2:BUS	1
7	100-027-9683-00	HARNESSES4:POWER SUPPLY	1
8	000-144-8974-07	HARNESSES4:POWER SUPPLY	1
9	000-037-6733-07	PWB ACCESSORY:CARD SPACER:	2
10	000-039-0390-06	THREADED ROD:HEX:MF	2
11	000-039-0386-01	THREADED ROD:HEX:MF	2
12	000-000-1796-05	PWB ACCESSORY:CARD SPACER:	2
13	000-105-7150-11	CONNECTOR AS::COMMUNICATION	1
14	000-047-9061-08	FILTER:FERRITE CORE:	7
15	100-020-9225-01	POWER SUPPLY:CAL:	1
16	000-055-7118-03	NAME PLATE::	1
17	000-029-8980-03	PWB ACCESSORY:CARD SPACER:	3
18	000-104-3145-01	PWB ACCESSORY:SPACER:	1
19	000-073-7124-00	PWB ACCESSORY:SPACER:	1
20	000-105-7151-14	CONNECTOR AS::COMMUNICATION	1
21	000-105-7152-18	CONNECTOR AS::COMMUNICATION	1
22	000-105-7153-11	CONNECTOR AS::COMMUNICATION	1
23	000-145-4215-05	HEX NUT:FLANGE:	1

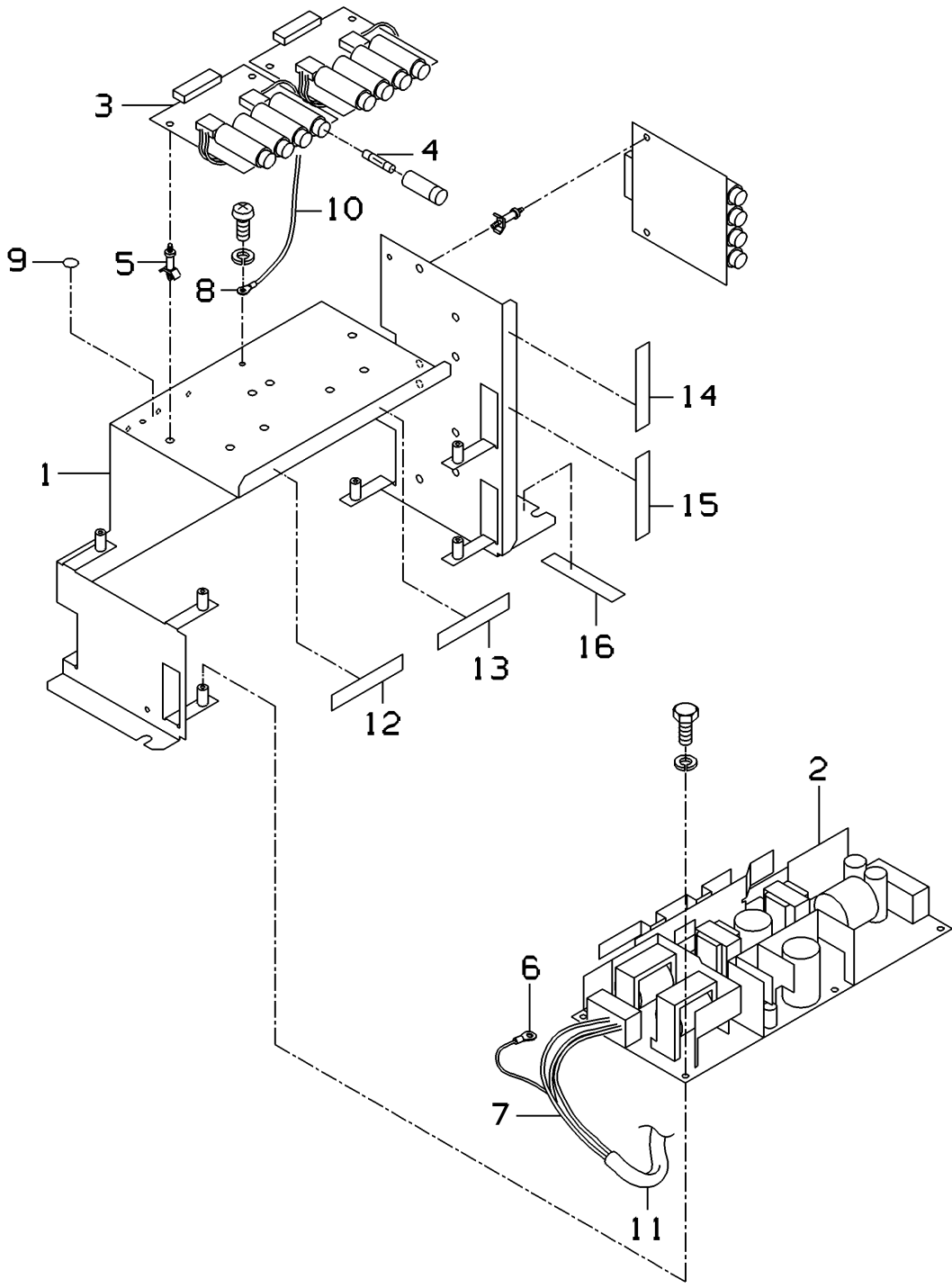




UNIT NAME	HARNESS UNIT::	DRAW NO.	4D-62234
-----------	----------------	----------	----------

NO.	PART CODE	PART NAME	QUANTITY
●	000-144-8139-02	HARNESS UNIT::	
1	000-133-7655-09	HARNESS:S4:AC FUSE	1
2	000-144-8133-02	HARNESS:C4:PS-FDRV	1
3	000-144-8134-05	HARNESS:C3:EXC-IN	1
4	000-144-8135-08	HARNESS:C3:EXC-OUT	1
5	000-144-8876-05	HARNESS:C4:PS-R 5/24V	1
6	000-144-8877-09	HARNESS:C3:PW CTRL	1
7	000-144-8878-02	HARNESS:S2:DC FUSE	1
8	000-144-8879-06	HARNESS:S2:DC FUSE	1
9	000-144-8880-01	HARNESS:C3:DC FDRV	1
10	000-144-8881-04	HARNESS:S4:PW PS	1
11	000-144-8882-08	HARNESS:C2:DC FDRV	1
12	000-144-8883-02	HARNESS:C4:DC FDRV	1
13	000-144-8884-05	HARNESS:C2:PS-R 39V	1
14	000-144-8885-09	HARNESS:S2:EXC COMMUNICATION	1
15	000-144-8886-02	HARNESS:C9:WEIGHT SIGNAL	1
16	000-144-8887-06	HARNESS:C7:WEIGHT SIGNAL	1
17	000-144-8965-03	HARNESS:C6:WEIGHT SIGNAL	1
18	000-144-8966-07	HARNESS:S4:SW PS-CAL	1
19	000-144-8967-01	HARNESS:S2:10BASE-T	1
20	000-144-8969-08	HARNESS:C2:EXTENSION	1

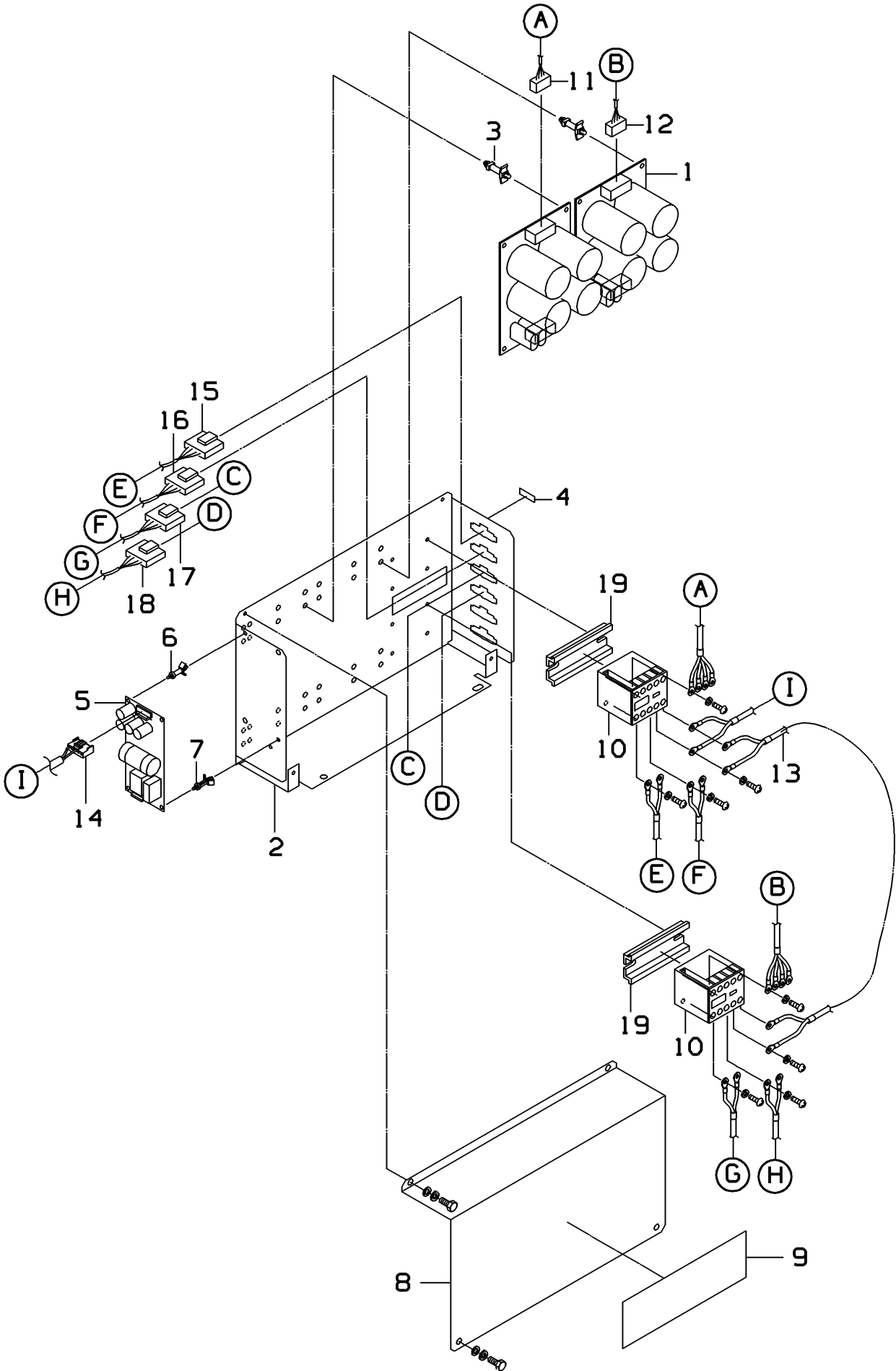




UNIT NAME	PS-2 UNIT::	DRAW NO.	4D-32381
------------------	--------------------	-----------------	----------

NO.	PART CODE	PART NAME	QUANTITY
●	000-144-8142-04	PS-2 UNIT::	
1	000-107-5659-25	CHASSIS:PS-2:	1
2	000-100-0428-04	POWER SUPPLY:SWITCHING:	2
3	000-064-3944-02	PWB:P-5508:-1	3
4	000-093-9146-07	FUSE:GLASS TUBE:FAST BLOW	12
5	000-000-1801-01	PWB ACCESSORY:CARD SPACER:	12
6	000-055-7140-06	NAME PLATE:FUSE:	1
7	000-055-7139-01	NAME PLATE:FUSE:	1
8	000-055-7145-04	NAME PLATE:FUSE:	1
9	000-055-7117-00	NAME PLATE::	1
10	000-053-1735-05	NAME PLATE:FUSE:	1
11	000-144-8979-04	HARNESS:S4:AC-PS	1
12	000-144-8981-02	HARNESS:C4:DC-FUSE	1
13	000-144-8982-06	HARNESS:C4:DC-FUSE	2
14	000-144-8984-03	HARNESS:S1:EARTH	2
15	000-145-0475-02	HARNESS:S2:EARTH	1
16	000-145-0476-06	HARNESS:S2:EARTH	1



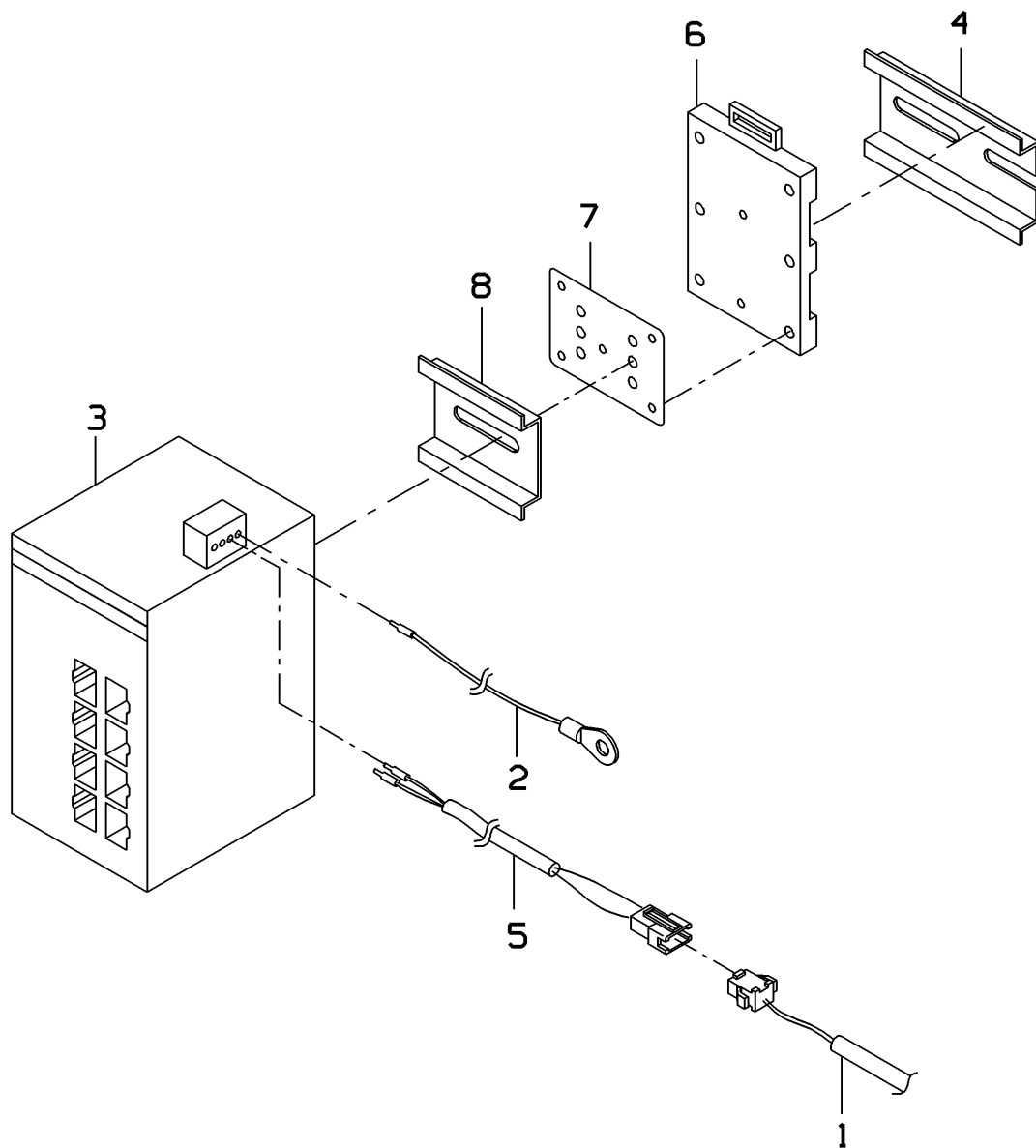


[Return to TOC](#)

UNIT NAME	PS FEEDER UNIT:::	DRAW NO.	4D-45164
-----------	-------------------	----------	----------

NO.	PART CODE	PART NAME	QUANTITY
●	000-144-8156-06	PS FEEDER UNIT:::	
1	000-118-9676-02	PWB:P-5580:A-1	2
2	000-136-7851-03	CHASSIS:PS FEEDER:	1
3	000-000-1796-05	PWB ACCESSORY:CARD SPACER:	8
4	000-106-3849-12	NAME PLATE:ELECTRIC:	1
5	000-056-2114-08	POWER SUPPLY:SWITCHING:	1
6	000-000-1824-06	PWB ACCESSORY:CARD SPACER:	2
7	000-046-3181-11	PWB ACCESSORY:CARD SPACER:	2
8	000-136-7852-07	COVER:PS FEEDER:	1
9	000-093-6106-07	NAME PLATE:WARNING:	1
10	000-135-6828-06	E.M. CONTACTOR:::	2
11	000-145-0903-01	HARNESS:C5:DC FDRV	1
12	000-145-0904-04	HARNESS:C5:DC FDRV	1
13	000-145-0905-08	HARNESS:S4:PW CTRL	1
14	000-145-0492-07	HARNESS:C3:DC24V	1
15	000-145-0906-02	HARNESS:C5:DC FDRV	1
16	000-145-0907-05	HARNESS:C5:DC FDRV	1
17	000-145-0908-09	HARNESS:C5:DC FDRV	1
18	000-145-0909-02	HARNESS:C5:DC FDRV	1
19	000-109-6711-06	RAIL:DIN:	2





PARTS MANUAL

Date of Issue Aug 2021

ISHIDA CO., LTD.

44, SANNO-CHO, SHOGOIN, SAKYO-KU,
KYOTO, 606-8392 JAPAN

